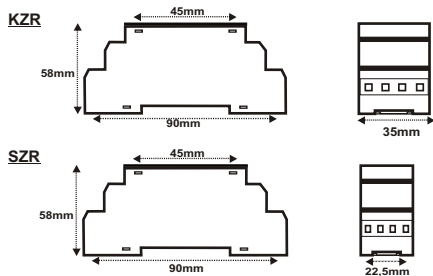


Dimensions



KARACA®

KRK®

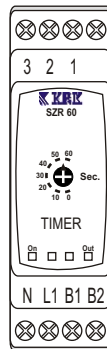
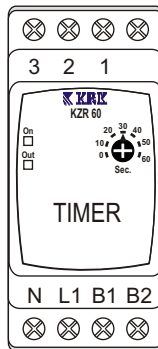
ISO 9001
9001:2008

TIMER



KZR

SZR



User Guide

General Specifications

KZR / SZR are the delay on timer. When the application of voltage to the timer's supply inputs, the counter starts counting (1-2 contacts are shortcut). End of the adjusted time, counter stops counting and the output becomes on (2-3 contacts are short cut). When the supply voltage cut off, the timer reset.

Technical Specifications

Type	Time Interval (sec)	Electrical Connection	Weight (kg)
SZR 3	0,01...3sec	PCB Clamp	0,06
SZR 6	0,01...6sec	PCB Clamp	0,06
SZR 30	0,01...30sec	PCB Clamp	0,06
SZR 60	0,01...60sec	PCB Clamp	0,06
SZR30M	0,01...30min	PCB Clamp	0,06
SZR60M	0,01...60min	PCB Clamp	0,06
SZR3M	0,01...3min	PCB Clamp	0,06
SZR6M	0,01...6min	PCB Clamp	0,06
SZR10M	0,01...10min	PCB Clamp	0,06

Supply Voltage : 220 Vac \pm %20 (L, N), 50 / 60 Hz
B1, B2 (Vac) (SZR) : 24 ; 12
B1, B2 (Vdc) (SZR) : B1: + ; B2: -
B, N (Vdc) (KZR) : B: + ; N: -
Power Consumption : < 7 VA
Ambient Temperature : -5 °C...+55 °C
Control Output : Relay (Omron), 1 Changeover, 10A / 250 Vac
Electrical Life : 100.000 ops. (Resistive Load)
Connection : DIN 35 rail or Vertical Installation (Installation springs behind the box should be pushed outward to enable screwing).

Connection Schemes

