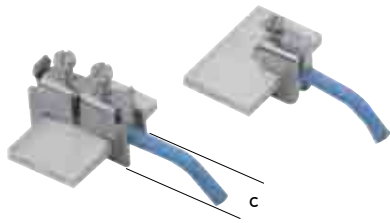


Clamping Yokes and Accessories




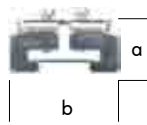
BIK 1
400 110

BIK 3
400 120

BIK 3
400 130

BIK 4
400 140

BIK 5
400 150



Electrical Ratings											
Cross-Section	1,5 - 6 mm ²	6 - 35 mm ²	6 - 35 mm ²	6 - 35 mm ²	6 - 35 mm ²	6 - 35 mm ²					
Busbars Used	25 x 3 mm	30 x 5 mm	40 x 5 mm	40 x 10 mm	40 x 10 mm	30 x 10 mm					
Torque	1,5 Nm	1,5 Nm	1,5 Nm	1,5 Nm	1,5 Nm	1,5 Nm					
Ordering Data		Cat. No.	Qty.	Cat. No.	Qty.	Cat. No.	Qty.	Cat. No.	Qty.	Cat. No.	Qty.
		400 110	100	400 120	100	400 130	100	400 140	100	400 150	100
Connection Data											
Insulation Stripping Length	19 mm	21 mm	26 mm	26 mm	21 mm						
AWG Conductor	14 ... 8	8 ... 1	8 ... 1	8 ... 1	8 ... 1						
Dimensions											
a	21,8	25,7	26,5	32,0	28,5						
b	39,7	44,0	54,0	54,0	44,0						
c	10,5	13,0	13,0	13,0	13,0						

BIK and SBK type terminals are produced suitable for various busbar sizes. It is possible to transfer energy practically without drilling the busbars. SBK type is more advantageous than BIK type in sense of cable connection ability by connecting terminal on busbar optionally.

SBK 16/5
401 173

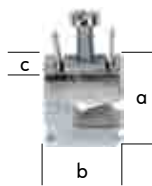
SBK 16/10
401 174

SBK 35/5
401 180

SBK 35/10
401 181

SBK 50/5
401 501

SBK 50/10
401 502



CE

Electrical Ratings													
Cross-Section	1,5 - 16 mm ²	1,5 - 16 mm ²	16 - 35 mm ²	16 - 35 mm ²	25 - 50 mm ²	25 - 50 mm ²							
Busbars Used	... x 5 mm	... x 10 mm	... x 5 mm	... x 10 mm	... x 5 mm	... x 10 mm							
Torque	4 Nm	4 Nm	6 Nm	6 Nm	8 Nm	8 Nm							
Ordering Data		Cat. No.	Qty.	Cat. No.	Qty.	Cat. No.	Qty.	Cat. No.	Qty.	Cat. No.	Qty.		
		401 173	100	401 174	100	401 180	25	401 181	25	401 501	25	401 502	25
Connection Data													
Insulation Stripping Length	22 mm	22 mm	30 mm	30 mm	36 mm	36 mm							
AWG Conductor	14 ... 6	14 ... 6	10 ... 2	10 ... 2	6 ... 10	6 ... 10							
Dimensions													
a	25,0	29,3	31,0	36,0	41,0	46,0							
b	21,5	21,5	29,0	29,0	35,0	35,0							
c	11,7	11,7	16,3	16,3	17,5	17,0							

Busbars

KUB 1 - 2




KUB 3

Single strand screw connection : 0,5 2,5 mm
Insulation Stripping Length : 9 mm




Type	Cat. No.	Current (A)	Material	Dimensions(mm)	Qty.
KUB 1	525 100	80	E - Cu	15 x 2	1 m
KUB 1/2	525 101	80	E - Cu	15 x 2	50 cm
KUB 2	525 200	140	E - Cu	15 x 3	1 m
KUB 2/2	525 201	140	E - Cu	15 x 3	50 cm
KUB 3	525 300	80	E - Cu	10 x 3	1 m
KUB 3/3	525 350	80	Tin Plated E - Cu	10 x 3	1 m

Busbar Support Block



Type	Cat. No.	Dimensions	Material	Qty.
BM	528 110	15 x 2	PA 6,6	50
		15 x 3		
		12 x 2		
		10 x 3		
		6 x 6		

Clamping Yokes and Accessories

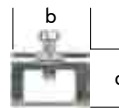


The clamping yokes can be slid onto the 10 x 3 busbar up to 50 mm² and the entire wiring matched to the installation.

BK 4
525 361

BK 10
525 362

BK 35
525 363



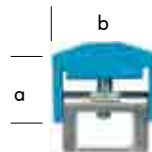
Electrical Ratings										
Cross-Section	4 mm ²			10 mm ²			35 mm ²			
Insulation Stripping Length	16 mm			19 mm			19 mm			
Fixing Screw	M 3			M 4			M 6			
Busbar Dimensions	10 x 3			10 x 3			10 x 3			
Torque	0,5 Nm			1,2 Nm			2,8 Nm			
Ordering Data										
	Type	Cat. No.	Qty.	Type	Cat. No.	Qty.	Type	Cat. No.	Qty.	
	BK 4	525 361	200	BK 10	525 362	100	BK 35	525 363	50	
Connection Data										
Solid Strand	0,5 ... 6 mm ²			1,5 ... 10 mm ²			16 ... 50 mm ²			
Fine Strand, AWG Conductor	0,5 ... 4 mm ² 20 ... 10			2,5 ... 10 mm ² 14 ... 6			16 ... 35 mm ² 4 ... 1			
Dimensions										
	a	11,3			17,2			23,3		
	b	15,6			15,6			18,2		
	c	5,5			8,7			14,4		

IBK type clamping yokes are designed with blue insulation caps in order to indicate connection to the N-Lead. They can be used with DB 5 marking tag.

IBK 4
525 371

IBK 10
525 372

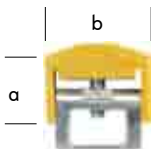
IBK 35
525 373



Electrical Ratings										
Cross-Section	4 mm ²			10 mm ²			35 mm ²			
Insulation Stripping Length	16 mm			19 mm			19 mm			
Fixing Screw	M 3			M 4			M 6			
Busbar Dimensions	10 x 3			10 x 3			10 x 3			
Isolation Cap	Blue			Blue			Blue			
Torque	0,5 Nm			1,2 Nm			2,8 Nm			
Ordering Data										
	Type	Cat. No.	Qty.	Type	Cat. No.	Qty.	Type	Cat. No.	Qty.	
	IBK 4	525 371	100	IBK 10	525 372	100	IBK 35	525 373	50	
Connection Data										
Solid Strand	0,5 ... 6 mm ²			1,5 ... 10 mm ²			16 ... 50 mm ²			
Fine Strand, AWG Conductor	0,5 ... 4 mm ² 20 ... 10			2,5 ... 10 mm ² 14 ... 6			16 ... 35 mm ² 4 ... 1			
Dimensions										
	a	14,1			19,9			8,8		
	b	18,8			18,8			31,7		
	c	6,4			8,5			14,1		

IBK type clamping yokes are designed with yellow - green insulation caps to emphasise the protection function. They can be used with DB 5 marking tag.

IBK 4
525 381



IBK 10
525 382



IBK 35
525 383



Electrical Ratings									
Cross-Sec.	4 mm ²			10 mm ²			35 mm ²		
Insulation Stripping Length	16 mm			19 mm			19 mm		
Fixing Screw	M 3			M 4			M 6		
Busbar Dimensions	10 x 3			10 x 3			10 x 3		
Isolation cap	Yellow - Green			Yellow - Green			Yellow - Green		
Torque	0,5 Nm			1,2 Nm			2,8 Nm		
Ordering Data									
	Type	Cat. No.	Qty.	Type	Cat. No.	Qty.	Type	Cat. No.	Qty.
	IBK 4	525 381	100	IBK 10	525 382	100	IBK 35	525 383	50
Connection Data									
Solid Strand	0,5 ... 6 mm ²			1,5 ... 10 mm ²			16 ... 50 mm ²		
Fine Strand,	0,5 ... 4 mm ²			2,5 ... 10 mm ²			16 ... 35 mm ²		
AWG Conductor	20 ... 10			14 ... 6			4 ... 1		
Dimensions									
	a	14,1		19,9		8,8			
	b	18,8		18,8		31,7			
	c	6,4		8,5		14,1			