


POLTECHNIK

ELEKTROTECHNIKA PRZEMYSŁOWA





ME[®] / METECON[®]
HEAVY DUTY CONNECTORS

GENERAL CHARACTERISTICS

Multipole connectors for industrial purposes are used in electric and electronic machinery, robots, electric panels, control equipments and wherever connections are required for power, control and signal circuits. The connectors are designed for heavy duty industrial applications and are suitable for use with alternate or direct current and facilitate the manufacture, installation and maintenance of sectional electric part in complex machinery in conformance with European and US Standards.

STANDARDS

EN 61984 : Connectors safety requirements and tests

VDE 0627 : Connectors

UL 1977 : Component connectors for use in data, signal, control and power applications

ME connectors are in conformity with both European / International and American systems. This permits using them in the widest range of applications worldwide.

Products comply with Low Voltage Directive 2006 / 95 / EC.

INSERTS

The inserts are made of self extinguishing thermoplastic resin according to UL 94 -V0, normally used in ambient temperature range of -40°C ... +125°C. The inserts are available in screw, crimp and spring type. Contacts are made of silver plated brass. All inserts are numbered during injection moulding. They are:

- Suitable for use with alternate or direct current
- Leading protective ground
- Polarized for correct coupling
- Interchangeable male and female inserts in hoods and housings
- Captive screws
- Universal and can be used with all types of hoods and housings

HOOD & HOUSING

A large variety of Hood and Housings are available for specific industrial applications. The principal parts are made in die-cast aluminium alloy coated with electro-static powder paint. They are resistant to impact and strong mechanical stress.

Coupling stability and protection against accidental openings are assured by a single or double locking system comprising, monobloc metal latch made of galvanized steel.


Sealing is assured by special gaskets that protect the inserts inside the hood and housings against dust, water and other aggressive agents.

- Innovative design
- Degree of protection IP65 when connected.
- Electrical connection with protective ground.
- High mechanical strength and vibration resistance ensured by locking levers.

DESIGN AND TESTING

The connectors have been designed and tested to meet the international electrical and environmental standards.





TECHNICAL FEATURES

- 1.) Wide range of accessories
- 2.) Cable inlet in various PG, METRIC and NPT thread
- 3.) Hoods and housings die casted from aluminum alloy and self extinguishing thermoplastic inserts
- 4.) Aluminum hoods and housings are powder coated with high resistance to mechanical stress and external agents
- 5.) Inserts are made of self-extinguishing thermoplastic material reinforced with glass fiber within an operation temperature range of -40 °C ... +125 °C
- 6.) Inserts are designed by assimetric guide rails for preventing incorrect coupling
- 7.) Special seal gaskets provide an IP65 degree of protection for coupled connectors
- 8.) Captive screws with anti-loosening flexible washers
- 9.) Contact positions are molded and laser printed on the inserts
- 10.) Contacts are coated by silver with connection to the conductors made via captive screws
- 11.) Earth terminal with wide contact surface
- 12.) Nickel plated screws and wire protector are made of brass

ELECTRICAL DATA

Overvoltage Category:

Overvoltage category is dependent on the mains voltage and the location at which the equipment is installed. It describes the maximum overvoltage resistance of a device in the event of a power supply system fault (i.e.in the event of a lightning strike).

The overvoltage category effects the dimensioning of components in that it determines the clearance air gap. Pursuant to the relative standards there are 4 overvoltage categories:

Category I: Equipment for connection to circuits in which measures are taken to limit transient overvoltage to an appropriately low level (i.e.protected electronic circuits).

Category II: Energy consuming equipment to be supplied from the fixed installation (i.e. appliances and household equipment with similar loads)

Category III: Equipment in fixed installations and for cases where the reliability and the availability of the equipment is subject to special requirements (i.e. equipment for industrial use with permanent connection to the fixed installation)

Category IV: Equipment for use at the origin of the installation (i.e. electricity meters).

Overvoltage category III include equipments and components for industrial use like METECON MULTIPOLE CONNECTORS.

Pollution Degree:

The dimensions of operating equipment is dependent on environmental conditions. Any pollution or contamination may give rise to conductivity that,in combination with moisture, may affect the insulating properties of the surface on which it is deposited. The pollution degree influences the design of the components in terms of creepage distance.

Pollution degree 1: In air conditioned or clean,dry rooms such as computer and measuring instrument rooms. No pollution or only dry, non-conductive pollution occurs.

Pollution degree 2: In residential sales and other business premises, precision engineering workshop, laboratories, testing bays, rooms for medical purposes. Only non-conductive pollution occurs except that occasionally a temporary conductivity caused by condensation is to be accepted.

Pollution degree 3: In industrial, commercial and agricultural premises, unheated storage premises, workshops or boiler rooms,machinery and for industrial automation. Conductive pollution occurs or dry non-conductive pollution occurs which becomes conductive due to condensation which is to be expected.

Pollution degree 4: In outdoor or exterior areas such as equipment mounted on the roofs of locomotives or tramcars, elevators and machinery operating outdoor for building.The pollution generates persistent conductivity caused by conductive dust or by rain or snow.


METECON multipole connectors are designed as standard for pollution degree 3 and 2.



Hood

Aluminum hoods:

- Narrow and high construction hoods
- Three different locking mechanism
- IP65
- Cable entry options:
 - PG
 - Metric
 - NPT



Male Insert and Contacts

- Silver plated
- Screw, spring and crimp connection
- Numbering with laser marking for right connection



Female Insert and Contacts

- Silver plated
- Screw, spring and crimp connection
- Numbering with laser marking for right connection



Bulkhead Mounting Housing

Aluminum hoods:

- Three different locking mechanism
- NBR Gasket
- IP65

INSERTS

Number of Contacts	2, 3, 4P+E	6, 10, 16, 24, 32, 48P+E	6, 12P+E	4/0, 4/2
Current	10A	16A	35A	80A, 80/16A
Voltage	220 - 240 V	500 V	400 / 690 V	
Operating Voltage	4 kV	6 kV		
Pollution Degree	3			2
Insulation Resistance	$\geq 10^{10} \Omega$			
Material	PC %10 GF	PBT %30 GF		
Temperature Range	- 40 °C / + 125 °C			
Flammability	V0			
Mechanical Working Life	≥ 500			

CONTACTS

Material	Brass
Silver Thickness	3 μm Ag
Contact Resistance	$\leq 1 \text{ m} \Omega$

Screw Connection

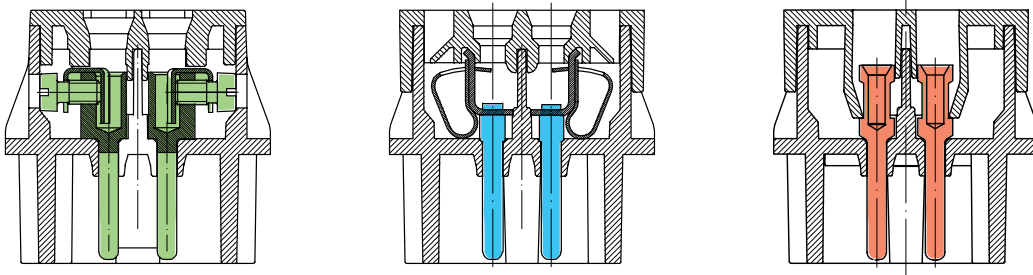
Cable Section	1.0 - 2.5 mm ²	6 mm ²	1.5 - 16 mm ²					
Awg	18 - 14	10	1,5	2,5	4	6	10	16
Tightening Torque	0.5 Nm	1.2 Nm	1,2	2	3	3	3	3
Stripping Length	7 mm							

Spring Connection

Cable Section	0.14 - 2.5 mm ²
Awg	26 - 14
Stripping Length	9... 11

Crimp Connection

Cable Section	0.14 - 4.0 mm ²
Awg	20 - 12
Stripping Length	7.5

**METAL HOODS - HOUSINGS**

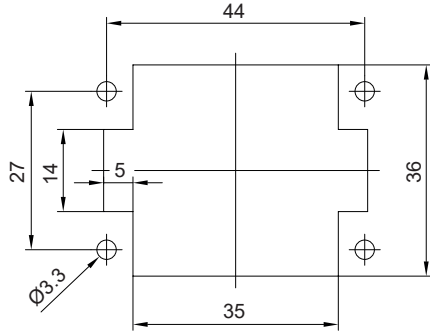
Material	Aluminum
Surface	Powder - coated
Gaskets	NBR
Temperature Range	- 40 °C / + 125 °C
Protection Degree (Acc. to DIN EN 60529 for coupled connectors)	IP65

PLASTIC HOODS - HOUSINGS

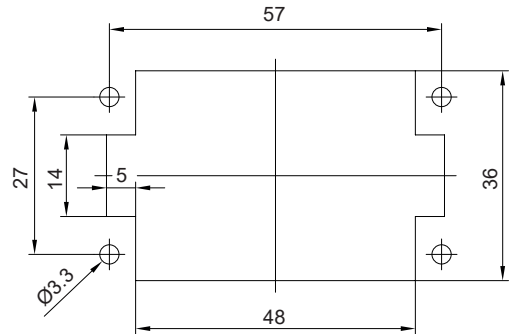
Material	PC
Gaskets	NBR
Temperature Range	- 40 °C / + 125 °C
Protection Degree (Acc. to DIN EN 60529 for coupled connectors)	IP65

FLANGE DIMENSIONS OF INSERTS

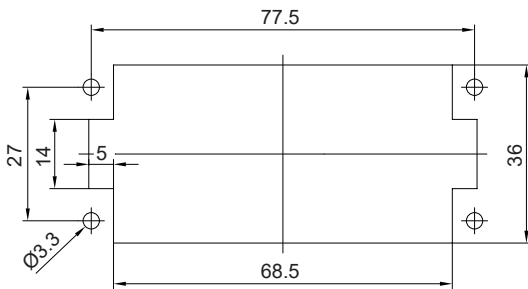
6x16



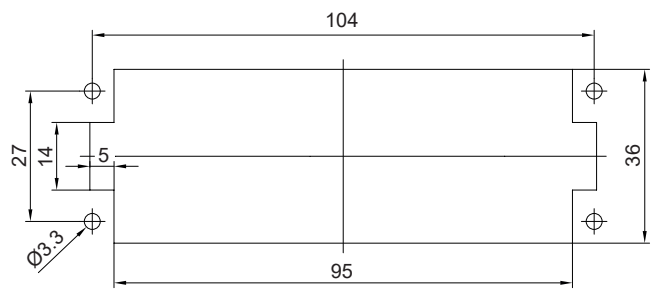
10x16



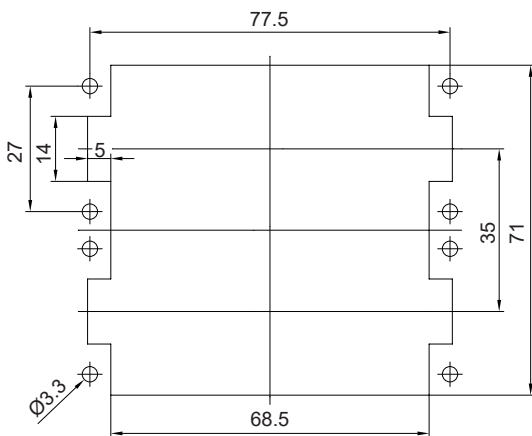
16x16 - 6x35 - 4x80 - 4+2x80/16



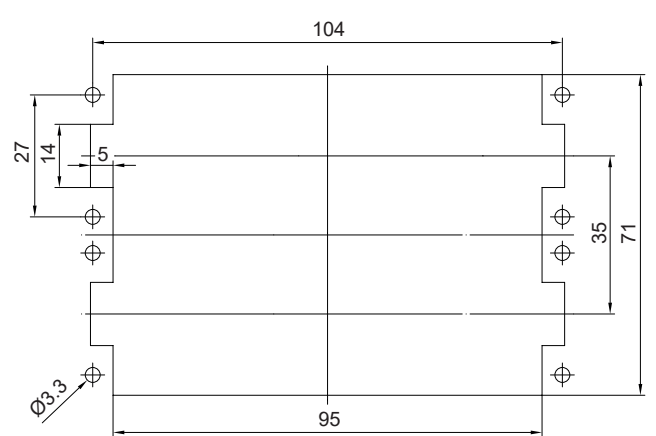
24x16



32x16 / 12x35

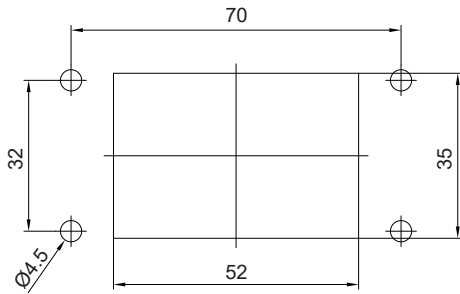


48x16

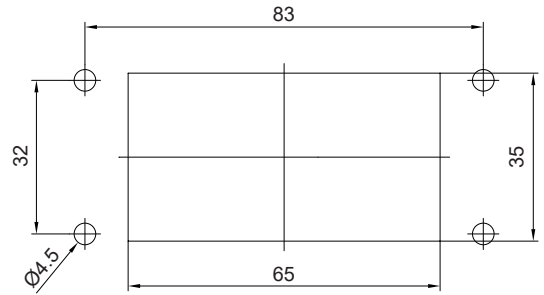


FLANGE DIMENSIONS OF BULKHEAD MOUNTING HOUSINGS

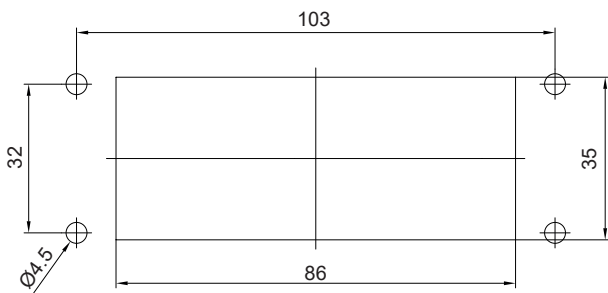
6x16



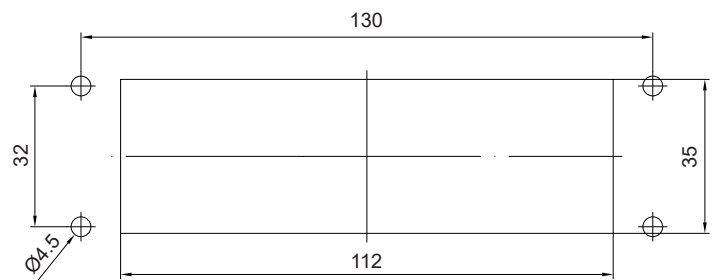
10x16



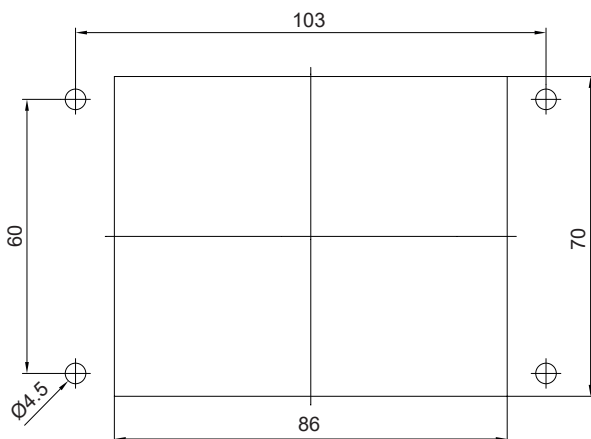
16x16 - 6x35 - 4x80 - 4+2x80/16



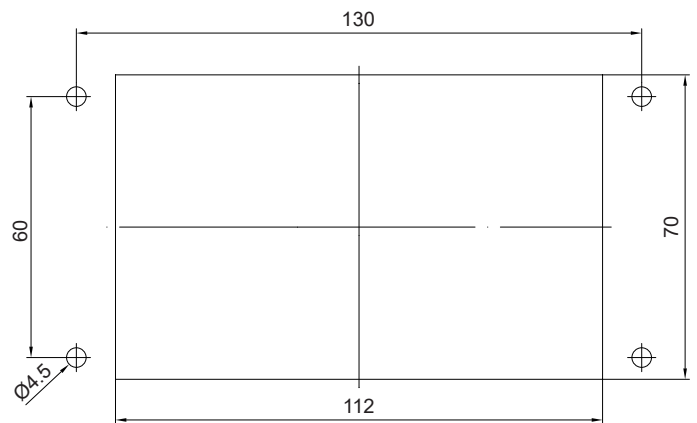
24x16



32x16 / 12x35



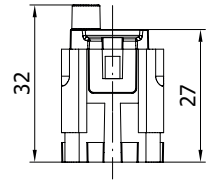
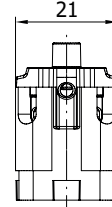
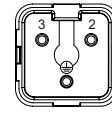
48x16





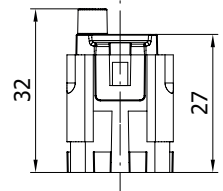
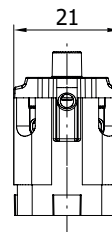
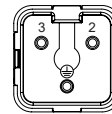
29007 MALE INSERT

Number of Contacts	2P+E
Ampere	10
Protection Degree	-
Voltage	220 - 240 V
Terminal	Screw
Box Quantity	200
Material	PC %10 GF



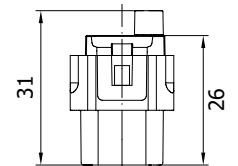
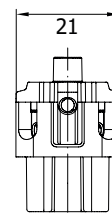
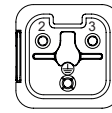
29005 MALE INSERT (BACK ENTRY)

Number of Contacts	2P+E
Ampere	10
Protection Degree	-
Voltage	220 - 240 V
Terminal	Screw
Box Quantity	200
Material	PC %10 GF



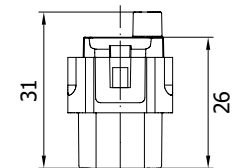
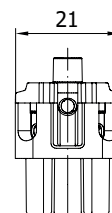
29006 FEMALE INSERT

Number of Contacts	2P+E
Ampere	10
Protection Degree	-
Voltage	220 - 240 V
Terminal	Screw
Box Quantity	200
Material	PC %10 GF



29004 FEMALE INSERT (BACK ENTRY)








Number of Contacts	2P+E
Ampere	10
Protection Degree	-
Voltage	220 - 240 V
Terminal	Screw
Box Quantity	200
Material	PC %10 GF



SUITABLE HOODS & HOUSINGS

	HOOD Straight Aluminum		HOOD Angled Aluminum		HOOD Straight Plastic
29017		29019		29080	

SUITABLE HOODS & HOUSINGS

	HOOD Aluminum		HOUSING Straight Aluminum		HOUSING Angled Aluminum
29015S		29013S		29014S	
	HOUSING Angled Double Entry Aluminum		HOOD Plastic		HOUSING Plastic
29018S		29079		29075	
	HOUSING Angled Plastic				
29077					

For different color and / or different threads please prefix the standard product code from next table. For the products ending with "S" please add it at the end of newly created code. (E.g.: 29015-0405S)

Standard threads are underlined in red.

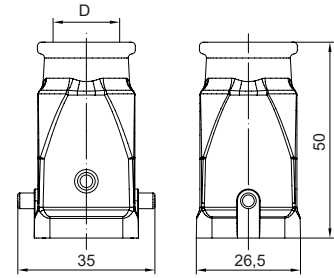


Thread Color	Material	Diameter
-0405	Aluminum Grey	PG 13,5
-2205	Aluminum Grey	M 20
-3105	Aluminum Grey	N 3/8
-0304	Aluminum Black	PG 11
-0404	Aluminum Black	PG 13,5
-2204	Aluminum Black	M 20
-3104	Aluminum Black	N 3/8



403250 HOOD WITH MALE INSERT

Number of Contacts	2P+E
Ampere	10
Protection Degree	IP65
Voltage	220 - 240 V
Terminal	Screw
Box Quantity	50
Material	Aluminum

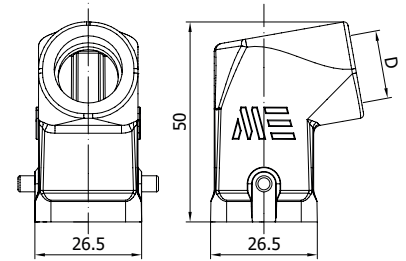


D	Pg 11	Pg 13.5	M 20	NPT 3/8"
---	-------	---------	------	----------



403251 HOOD WITH MALE INSERT Angled

Number of Contacts	2P+E
Ampere	10
Protection Degree	IP65
Voltage	220 - 240 V
Terminal	Screw
Box Quantity	50
Material	Aluminum

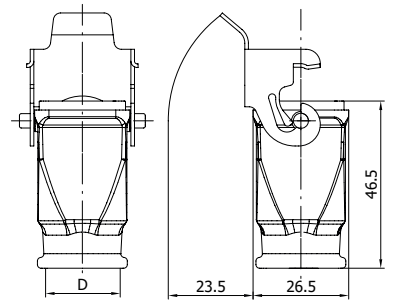


D	Pg 11	Pg 13.5	M 20	NPT 3/8"
---	-------	---------	------	----------



403252S HOOD WITH FEMALE INSERT

Number of Contacts	2P+E
Ampere	10
Protection Degree	IP65
Voltage	220 - 240 V
Terminal	Screw
Box Quantity	50
Material	Aluminum

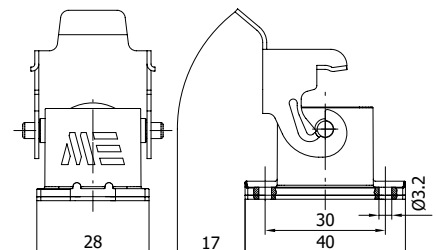


D	Pg 11	Pg 13.5	M 20	NPT 3/8"
---	-------	---------	------	----------



403253S HOUSING WITH FEMALE INSERT

Number of Contacts	2P+E
Ampere	10
Protection Degree	IP65
Voltage	220 - 240 V
Terminal	Screw
Box Quantity	50
Material	Aluminum



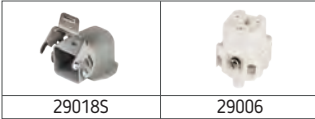
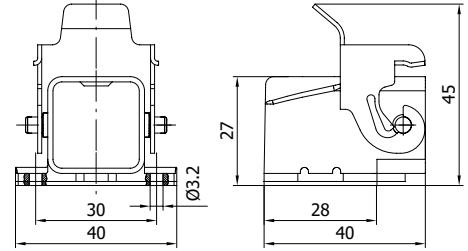


403254S

HOUSING WITH FEMALE INSERT

Angled

Number of Contacts	2P+E
Ampere	10
Protection Degree	IP65
Voltage	220 - 240 V
Terminal	Screw
Box Quantity	50
Material	Aluminum

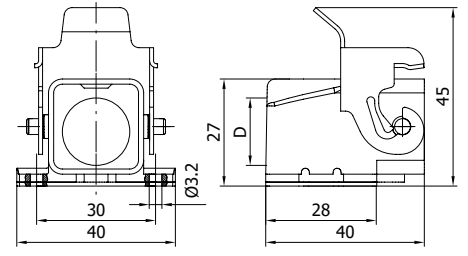


403255S


HOUSING WITH FEMALE INSERT

Angled / Double Entry

Number of Contacts	2P+E
Ampere	10
Protection Degree	IP65
Voltage	220 - 240 V
Terminal	Screw
Box Quantity	50
Material	Aluminum



D	Pg	Pg	M	NPT
11	13.5	20	3/8"	

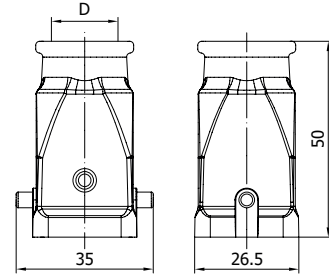


403248

HOOD WITH MALE INSERT

Back Entry

Number of Contacts	2P+E
Ampere	10
Protection Degree	IP65
Voltage	220 - 240 V
Terminal	Screw
Box Quantity	50
Material	Aluminum



D	Pg	Pg	M	NPT
11	13.5	20	3/8"	

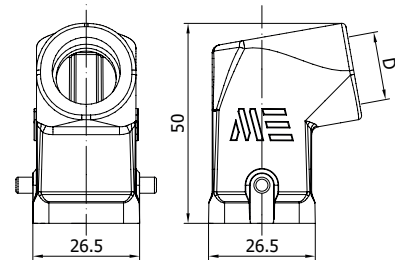


403259

HOOD WITH MALE INSERT

Angled / Back Entry Terminal

Number of Contacts	2P+E
Ampere	10
Protection Degree	IP65
Voltage	220 - 240 V
Terminal	Screw
Box Quantity	50
Material	Aluminum



D	Pg	Pg	M	NPT
11	13.5	20	3/8"	



29015S

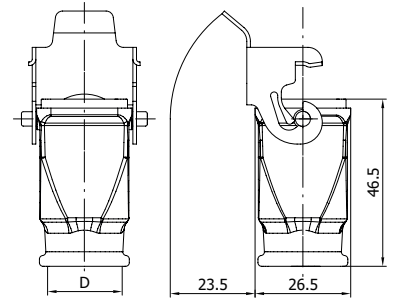
29004

403249S

HOOD WITH FEMALE INSERT

Back Entry Terminal

Number of Contacts	2P+E
Ampere	10
Protection Degree	IP65
Voltage	220 - 240 V
Terminal	Screw
Box Quantity	50
Material	Aluminum



D	Pg 11	Pg 13.5	M 20	NPT 3/8"
---	-------	---------	------	----------



29013S

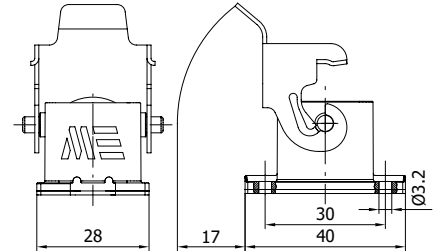
29004

403258S

HOUSING WITH FEMALE INSERT

Angled / Back Entry Terminal

Number of Contacts	2P+E
Ampere	10
Protection Degree	IP65
Voltage	220 - 240 V
Terminal	Screw
Box Quantity	50
Material	Aluminum



29014S

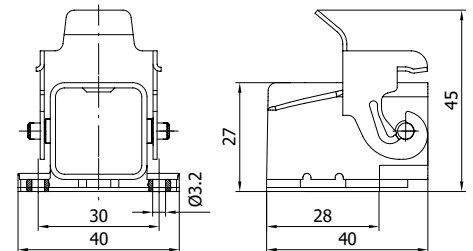
29004

403257S

HOUSING WITH FEMALE INSERT

Back Entry Terminal

Number of Contacts	2P+E
Ampere	10
Protection Degree	IP65
Voltage	220 - 240 V
Terminal	Screw
Box Quantity	50
Material	Aluminum



29018S

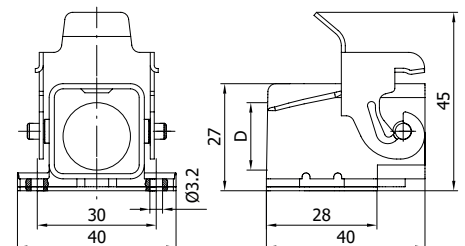
29004

403256S

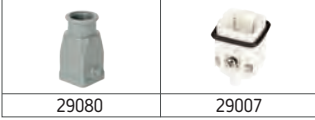
HOUSING WITH FEMALE INSERT

Angled / Double Entry / Back Entry Terminal

Number of Contacts	2P+E
Ampere	10
Protection Degree	IP65
Voltage	220 - 240 V
Terminal	Screw
Box Quantity	50
Material	Aluminum

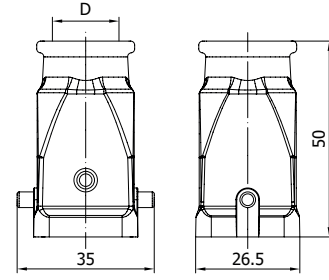


D	Pg 11	Pg 13.5	M 20	NPT 3/8"
---	-------	---------	------	----------



403260 HOOD WITH MALE INSERT

Number of Contacts	2P+E
Ampere	10
Protection Degree	IP65
Voltage	220 - 240 V
Terminal	Screw
Box Quantity	50
Material	Plastic

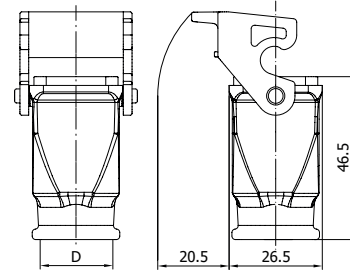


D	Pg	Pg	M	NPT
11	13.5	20	3/8"	



403262 HOOD WITH FEMALE INSERT

Number of Contacts	2P+E
Ampere	10
Protection Degree	IP65
Voltage	220 - 240 V
Terminal	Screw
Box Quantity	50
Material	Plastic

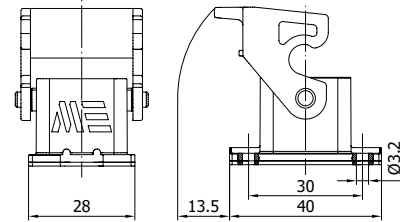


D	Pg	Pg	M	NPT
11	13.5	20	3/8"	



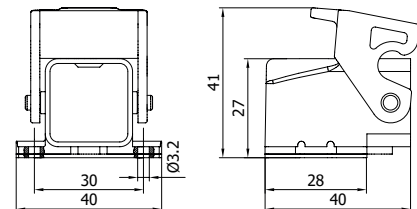
403263 HOUSING WITH FEMALE INSERT

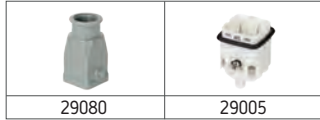
Number of Contacts	2P+E
Ampere	10
Protection Degree	IP65
Voltage	220 - 240 V
Terminal	Screw
Box Quantity	50
Material	Plastic



403264 HOUSING WITH FEMALE INSERT Angled

Number of Contacts	2P+E
Ampere	10
Protection Degree	IP65
Voltage	220 - 240 V
Terminal	Screw
Box Quantity	50
Material	Plastic



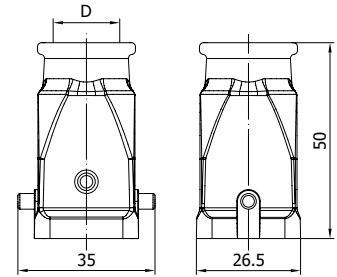


403265

HOOD WITH MALE INSERT

Back Entry Terminal

Number of Contacts	2P+E
Ampere	10
Protection Degree	IP65
Voltage	220 - 240 V
Terminal	Screw
Box Quantity	50
Material	Plastic



D	Pg 11	Pg 13.5	M 20	NPT 3/8"
---	-------	---------	------	----------

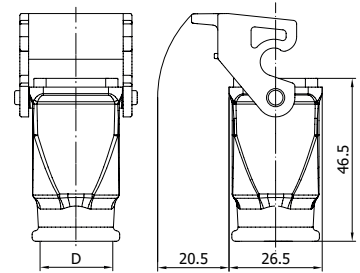


403269

HOOD WITH FEMALE INSERT

Back Entry Terminal

Number of Contacts	2P+E
Ampere	10
Protection Degree	IP65
Voltage	220 - 240 V
Terminal	Screw
Box Quantity	50
Material	Plastic



D	Pg 11	Pg 13.5	M 20	NPT 3/8"
---	-------	---------	------	----------

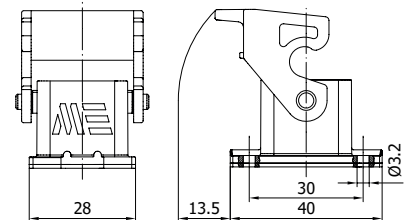


403267

HOUSING WITH FEMALE INSERT

Back Entry Terminal

Number of Contacts	2P+E
Ampere	10
Protection Degree	IP65
Voltage	220 - 240 V
Terminal	Screw
Box Quantity	50
Material	Plastic

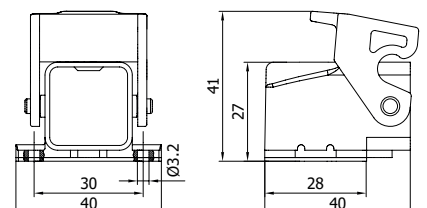


403268

HOUSING WITH FEMALE INSERT

Back Entry Terminal

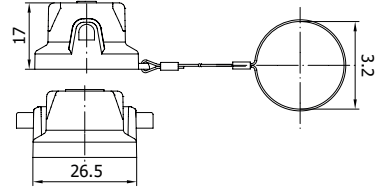
Number of Contacts	2P+E
Ampere	10
Protection Degree	IP65
Voltage	220 - 240 V
Terminal	Screw
Box Quantity	50
Material	Plastic





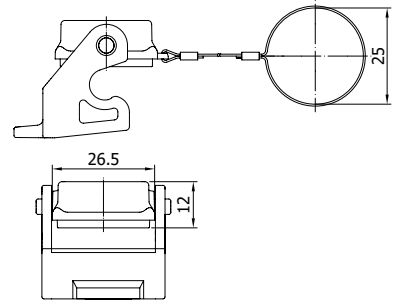
29640 COVER FOR FEMALE INSERT

Number of Contacts	2P+E
Box Quantity	250
Material	Plastic



29642 COVER FOR MALE INSERT With Latch

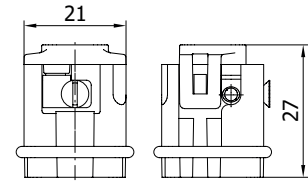
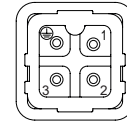
Number of Contacts	2P+E
Box Quantity	125
Material	Plastic





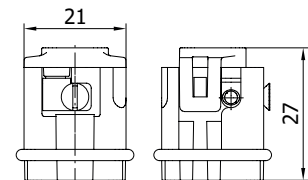
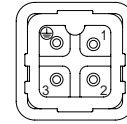
29009 MALE INSERT

Number of Contacts	3P+E
Ampere	10
Protection Degree	-
Voltage	220 - 240 V
Terminal	Screw
Box Quantity	100
Material	PC %10 GF



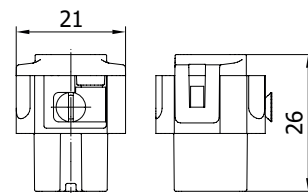
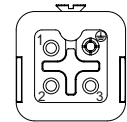
29003 MALE INSERT (BACK ENTRY)

Number of Contacts	3P+E
Ampere	10
Protection Degree	-
Voltage	220 - 240 V
Terminal	Screw
Box Quantity	200
Material	PC %10 GF



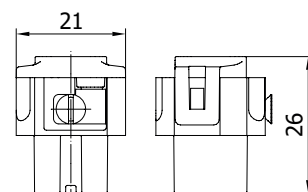
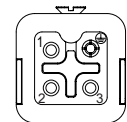
29008 FEMALE INSERT

Number of Contacts	3P+E
Ampere	10
Protection Degree	-
Voltage	220 - 240 V
Terminal	Screw
Box Quantity	100
Material	PC %10 GF



29002 FEMALE INSERT (BACK ENTRY)

Number of Contacts	3P+E
Ampere	10
Protection Degree	-
Voltage	220 - 240 V
Terminal	Screw
Box Quantity	200
Material	PC %10 GF



SUITABLE HOODS & HOUSINGS



HOOD
Straight
Aluminum

29017



HOOD
Angled
Aluminum

29019



HOOD
Straight
Plastic

29080

SUITABLE HOODS & HOUSINGS



HOOD
Aluminum

29015S



HOUSING
Straight
Aluminum

29013S



HOUSING
Angled
Aluminum

29014S



HOUSING
Angled
Double Entry
Aluminum

29018S



HOOD
Plastic

29079



HOUSING
Plastic

29075



HOUSING
Angled
Plastic

29077

For different color and / or different threads please prefix the standard product code from next table. For the products ending with "S" please add it at the end of newly created code. (E.g.: 29015-0405S)

Standard threads are underlined in red.

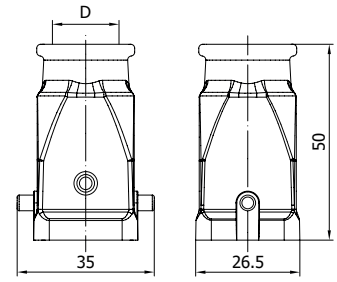


Thread Color	Material	Diameter
-0405	Aluminum Grey	PG 13,5
-2205	Aluminum Grey	M 20
-3105	Aluminum Grey	N 3/8
-0304	Aluminum Black	PG 11
-0404	Aluminum Black	PG 13,5
-2204	Aluminum Black	M 20
-3104	Aluminum Black	N 3/8



403005 HOOD WITH MALE INSERT

Number of Contacts	3P+E
Ampere	10
Protection Degree	IP65
Voltage	220 - 240 V
Terminal	Screw
Box Quantity	50
Material	Aluminum

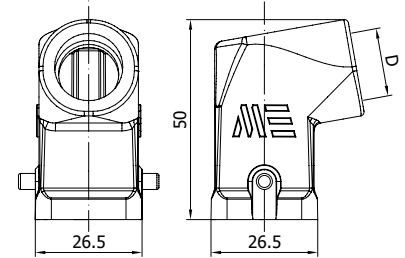


D	Pg	Pg	M	NPT
11	13.5	20	3/8"	



403006 HOOD WITH MALE INSERT Angled

Number of Contacts	3P+E
Ampere	10
Protection Degree	IP65
Voltage	220 - 240 V
Terminal	Screw
Box Quantity	50
Material	Aluminum

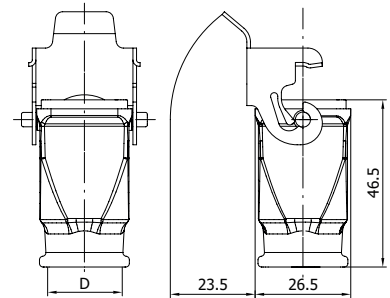


D	Pg	Pg	M	NPT
11	13.5	20	3/8"	



403004S HOOD WITH FEMALE INSERT

Number of Contacts	3P+E
Ampere	10
Protection Degree	IP65
Voltage	220 - 240 V
Terminal	Screw
Box Quantity	50
Material	Aluminum

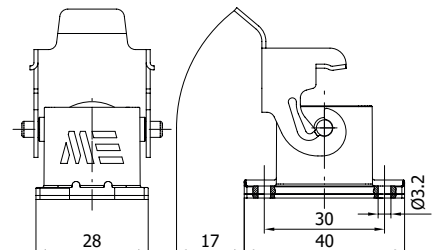


D	Pg	Pg	M	NPT
11	13.5	20	3/8"	



403001S HOUSING WITH FEMALE INSERT

Number of Contacts	3P+E
Ampere	10
Protection Degree	IP65
Voltage	220 - 240 V
Terminal	Screw
Box Quantity	50
Material	Aluminum



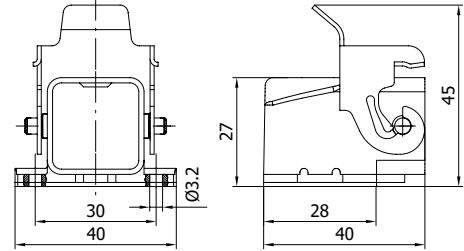


403002S

HOUSING WITH FEMALE INSERT

Angled

Number of Contacts	3P+E
Ampere	10
Protection Degree	IP65
Voltage	220 - 240 V
Terminal	Screw
Box Quantity	50
Material	Aluminum



29014S

29008

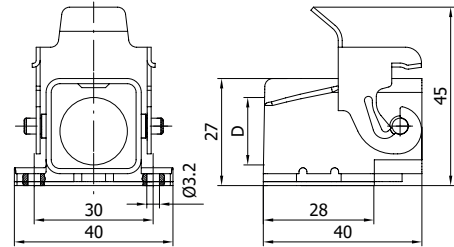


403003S

HOUSING WITH FEMALE INSERT

Angled / Two Entries

Number of Contacts	3P+E
Ampere	10
Protection Degree	IP65
Voltage	220 - 240 V
Terminal	Screw
Box Quantity	50
Material	Aluminum



29018S

29008

D	Pg	Pg	M	NPT
11	13.5	20	3/8"	

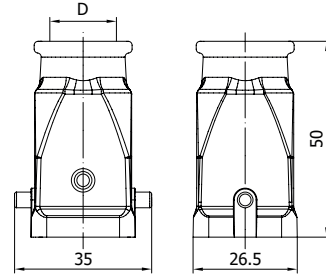


403270

HOOD WITH MALE INSERT

Back Entry Terminal

Number of Contacts	3P+E
Ampere	10
Protection Degree	IP65
Voltage	220 - 240 V
Terminal	Vidali
Box Quantity	100
Material	Aluminum



29017

29003

D	Pg	Pg	M	NPT
11	13.5	20	3/8"	

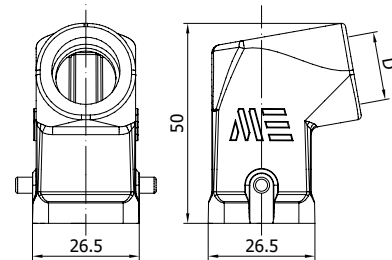


403271

HOOD WITH MALE INSERT

Angled / Back Entry Terminal

Number of Contacts	3P+E
Ampere	10
Protection Degree	IP65
Voltage	220 - 240 V
Terminal	Vidali
Box Quantity	100
Material	Aluminum



29019

29003

D	Pg	Pg	M	NPT
11	13.5	20	3/8"	

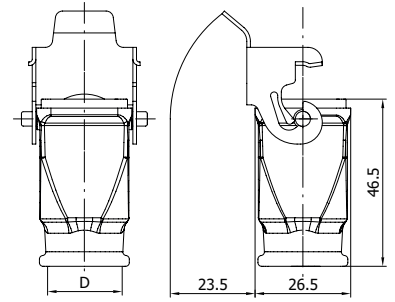


403272S

HOOD WITH FEMALE INSERT

Back Entry Terminal

Number of Contacts	3P+E
Ampere	10
Protection Degree	IP65
Voltage	220 - 240 V
Terminal	Screw
Box Quantity	50
Material	Aluminum



D	Pg	Pg	M	NPT
	11	13.5	20	3/8"

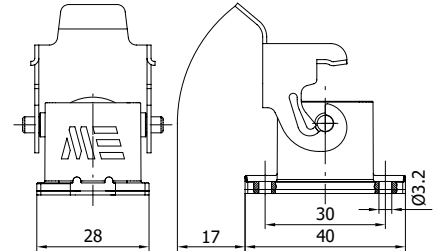


403273S

HOUSING WITH FEMALE INSERT

Back Entry Terminal

Number of Contacts	3P+E
Ampere	10
Protection Degree	IP65
Voltage	220 - 240 V
Terminal	Screw
Box Quantity	50
Material	Aluminum

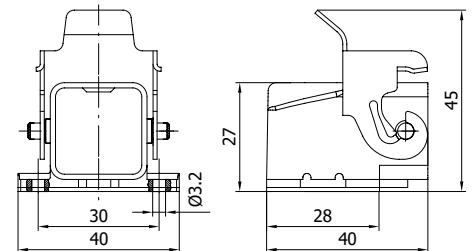


403274S

HOUSING WITH FEMALE INSERT

Angled / Back Entry Terminal

Number of Contacts	3P+E
Ampere	10
Protection Degree	IP65
Voltage	220 - 240 V
Terminal	Screw
Box Quantity	50
Material	Aluminum

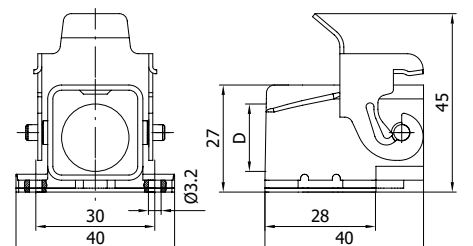


403275S

HOUSING WITH FEMALE INSERT

Angled / Back Entry Terminal / Double Entry

Number of Contacts	3P+E
Ampere	10
Protection Degree	IP65
Voltage	220 - 240 V
Terminal	Screw
Box Quantity	50
Material	Aluminum

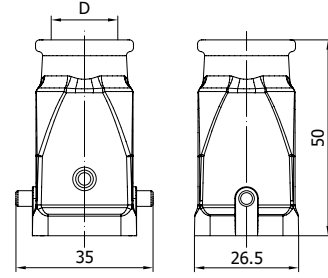


D	Pg	Pg	M	NPT
	11	13.5	20	3/8"




403073 HOOD WITH MALE INSERT

Number of Contacts	3P+E
Ampere	10
Protection Degree	IP65
Voltage	220 - 240 V
Terminal	Screw
Box Quantity	50
Material	Plastic



D	Pg	Pg	M	NPT
11	13.5	20	3/8"	



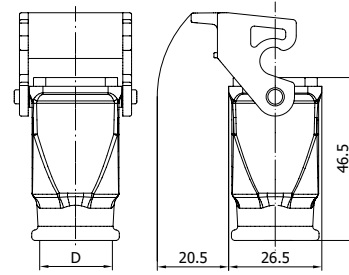
29080

29009



403072 HOOD WITH FEMALE INSERT

Number of Contacts	3P+E
Ampere	10
Protection Degree	IP65
Voltage	220 - 240 V
Terminal	Screw
Box Quantity	50
Material	Plastic



D	Pg	Pg	M	NPT
11	13.5	20	3/8"	



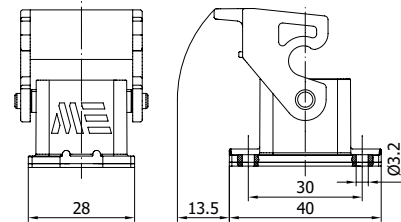
29079

29008



403070 HOUSING WITH FEMALE INSERT

Number of Contacts	3P+E
Ampere	10
Protection Degree	IP65
Voltage	220 - 240 V
Terminal	Screw
Box Quantity	50
Material	Plastic



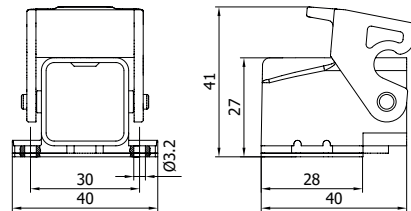
29075

29008



403071 HOUSING WITH FEMALE INSERT Angled

Number of Contacts	3P+E
Ampere	10
Protection Degree	IP65
Voltage	220 - 240 V
Terminal	Screw
Box Quantity	50
Material	Plastic



29077

29008



29080

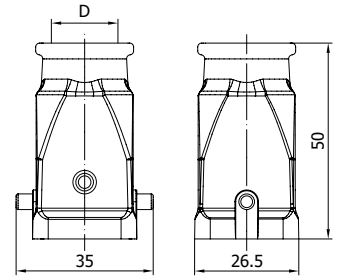
29003

403276

HOOD WITH MALE INSERT

Back Entry Terminal

Number of Contacts	3P+E
Ampere	10
Protection Degree	IP65
Voltage	220 - 240 V
Terminal	Screw
Box Quantity	50
Material	Plastic



D	Pg	Pg	M	NPT
11	13.5	20	3/8"	



29079

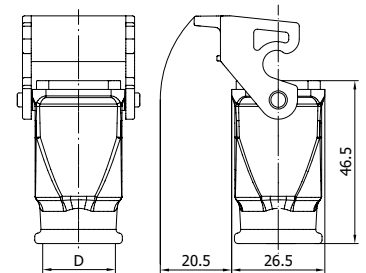
29002

403277

HOOD WITH FEMALE INSERT

Back Entry Terminal

Number of Contacts	3P+E
Ampere	10
Protection Degree	IP65
Voltage	220 - 240 V
Terminal	Screw
Box Quantity	50
Material	Plastic



D	Pg	Pg	M	NPT
11	13.5	20	3/8"	



29075

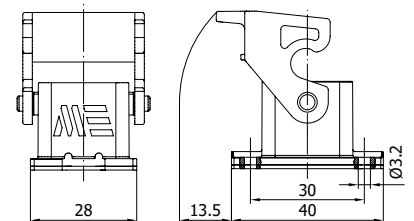
29002

403278

HOUSING WITH FEMALE INSERT

Back Entry Terminal

Number of Contacts	3P+E
Ampere	10
Protection Degree	IP65
Voltage	220 - 240 V
Terminal	Screw
Box Quantity	50
Material	Plastic



29077

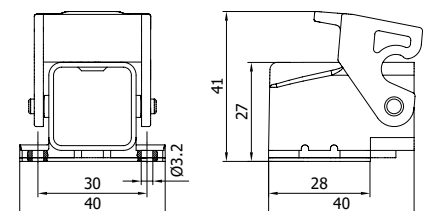
29002

403279

HOUSING WITH FEMALE INSERT

Angled / Back Entry Terminal

Number of Contacts	3P+E
Ampere	10
Protection Degree	IP65
Voltage	220 - 240 V
Terminal	Screw
Box Quantity	50
Material	Plastic

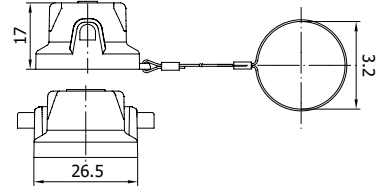


29640

COVER FOR FEMALE INSERT



Number of Contacts	3P+E
Box Quantity	250
Material	Plastic



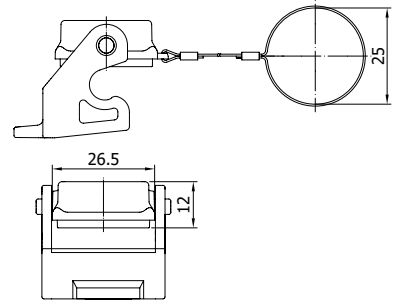
29642

COVER FOR MALE INSERT

With Latch



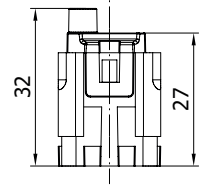
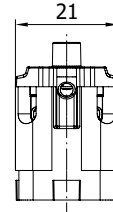
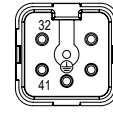
Number of Contacts	3P+E
Box Quantity	125
Material	Plastic





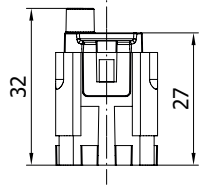
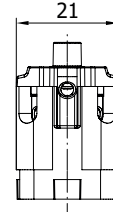
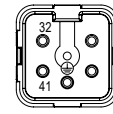
29011 MALE INSERT

Number of Contacts	4P+E
Ampere	10
Protection Degree	-
Voltage	220 - 240 V
Terminal	Screw
Box Quantity	100
Material	PC %10 GF



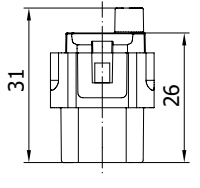
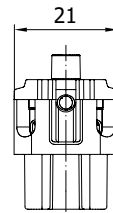
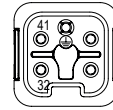
29016 MALE INSERT Back Entry

Number of Contacts	4P+E
Ampere	10
Protection Degree	-
Voltage	220 - 240 V
Terminal	Screw
Box Quantity	100
Material	PC %10 GF



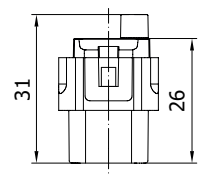
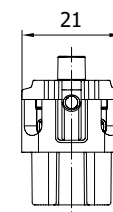
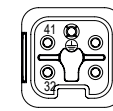
29010 FEMALE INSERT

Number of Contacts	4P+E
Ampere	10
Protection Degree	-
Voltage	220 - 240 V
Terminal	Screw
Box Quantity	100
Material	PC %10 GF



29012 FEMALE INSERT Back Entry

Number of Contacts	4P+E
Ampere	10
Protection Degree	-
Voltage	220 - 240 V
Terminal	Screw
Box Quantity	100
Material	PC %10 GF



SUITABLE HOODS & HOUSING

	HOOD Aluminum		HOOD Aluminum		HOOD Aluminum
29017		29019		29080	

SUITABLE HOODS & HOUSING

	HOOD Aluminum		HOUSING Straight Aluminum		HOUSING Angled Aluminum
29015S		29013S		29014S	
	HOUSING Angled Double Entry Aluminum		HOOD Plastic		HOUSING Plastic
29018S		29079		29075	
	HOUSING Angled Plastic				
29077					

For different color and / or different threads please prefix the standard product code from next table. For the products ending with "S" please add it at the end of newly created code. (E.g.: 29015-0405S)

Standard threads are underlined in red.

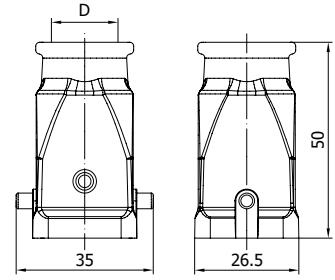


Thread Color	Material	Diameter
-0405	Aluminum Grey	PG 13,5
-2205	Aluminum Grey	M 20
-3105	Aluminum Grey	N 3/8
-0304	Aluminum Black	PG 11
-0404	Aluminum Black	PG 13,5
-2204	Aluminum Black	M 20
-3104	Aluminum Black	N 3/8



403017 HOOD WITH MALE INSERT

Number of Contacts	4P+E
Ampere	10
Protection Degree	IP65
Voltage	220 - 240 V
Terminal	Screw
Box Quantity	50
Material	Aluminum

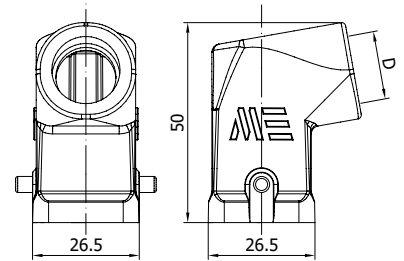


D	Pg 11	Pg 13.5	M 20	NPT 3/8"
---	-------	---------	------	----------



403018 HOOD WITH MALE INSERT Angled

Number of Contacts	4P+E
Ampere	10
Protection Degree	IP65
Voltage	220 - 240 V
Terminal	Screw
Box Quantity	50
Material	Aluminum

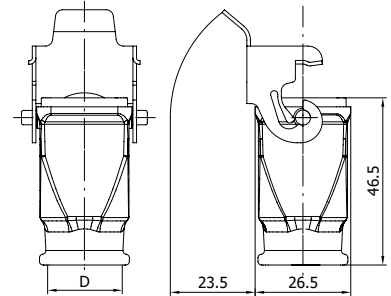


D	Pg 11	Pg 13.5	M 20	NPT 3/8"
---	-------	---------	------	----------



403015S HOOD WITH FEMALE INSERT

Number of Contacts	4P+E
Ampere	10
Protection Degree	IP65
Voltage	220 - 240 V
Terminal	Screw
Box Quantity	50
Material	Aluminum

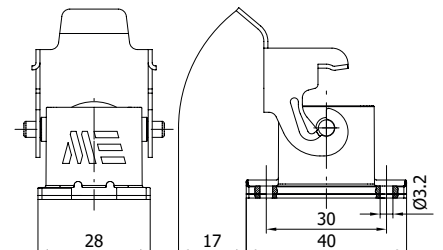


D	Pg 11	Pg 13.5	M 20	NPT 3/8"
---	-------	---------	------	----------



403010S HOOD WITH FEMALE INSERT

Number of Contacts	4P+E
Ampere	10
Protection Degree	IP65
Voltage	220 - 240 V
Terminal	Screw
Box Quantity	50
Material	Aluminum



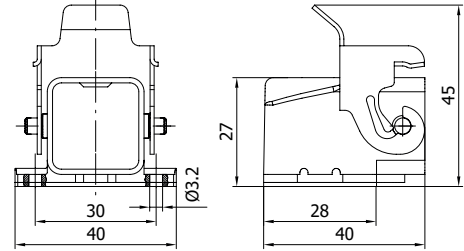


403012S

HOUSING WITH FEMALE INSERT

Angled

Number of Contacts	4P+E
Ampere	10
Protection Degree	IP65
Voltage	220 - 240 V
Terminal	Screw
Box Quantity	50
Material	Aluminum

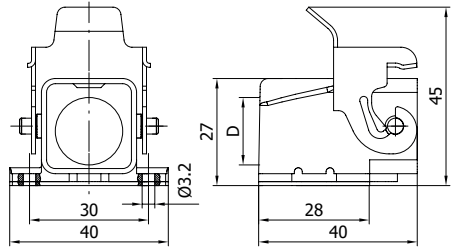


403013S

HOUSING WITH FEMALE INSERT

Angled / Two Entries

Number of Contacts	4P+E
Ampere	10
Protection Degree	IP65
Voltage	220 - 240 V
Terminal	Screw
Box Quantity	50
Material	Aluminum



D	Pg 11	Pg 13.5	M 20	NPT 3/8"

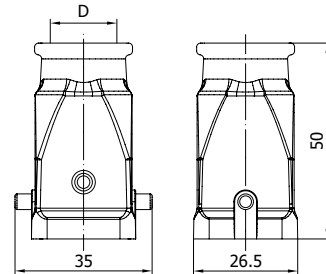


403019

HOOD WITH MALE INSERT

Back Entry Terminal

Number of Contacts	4P+E
Ampere	10
Protection Degree	IP65
Voltage	220 - 240 V
Terminal	Screw
Box Quantity	50
Material	Aluminum



D	Pg 11	Pg 13.5	M 20	NPT 3/8"

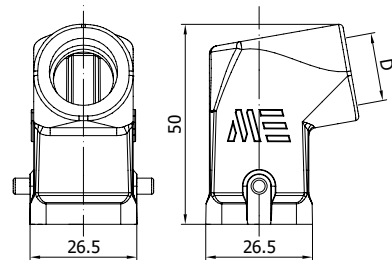


403014

HOOD WITH MALE INSERT

Back Entry Terminal

Number of Contacts	4P+E
Ampere	10
Protection Degree	IP65
Voltage	220 - 240 V
Terminal	Screw
Box Quantity	50
Material	Aluminum



D	Pg 11	Pg 13.5	M 20	NPT 3/8"

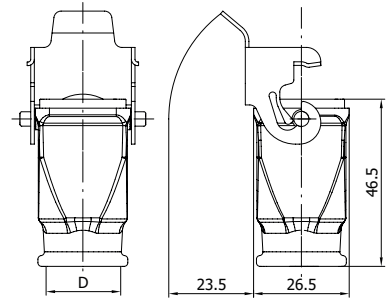


403016S

HOOD WITH FEMALE INSERT

Back Entry Terminal

Number of Contacts	4P+E
Ampere	10
Protection Degree	IP65
Voltage	220 - 240 V
Terminal	Screw
Box Quantity	50
Material	Aluminum



D	Pg	Pg	M	NPT
	11	13.5	20	3/8"

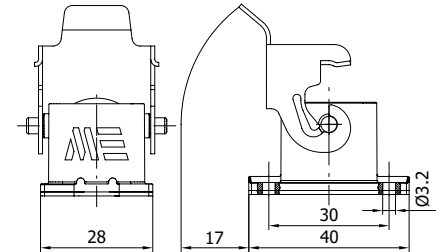


403011S

HOUSING WITH FEMALE INSERT

Angled / Back Entry Terminal

Number of Contacts	4P+E
Ampere	10
Protection Degree	IP65
Voltage	220 - 240 V
Terminal	Screw
Box Quantity	50
Material	Aluminum

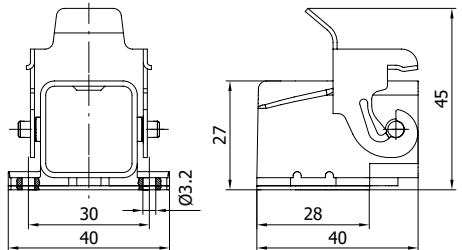


403009S

HOUSING WITH FEMALE INSERT

Back Entry Terminal

Number of Contacts	4P+E
Ampere	10
Protection Degree	IP65
Voltage	220 - 240 V
Terminal	Screw
Box Quantity	50
Material	Aluminum

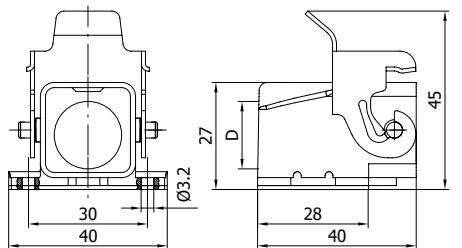


403008S

HOUSING WITH FEMALE INSERT

Back Entry Terminal / Two Entries

Number of Contacts	4P+E
Ampere	10
Protection Degree	IP65
Voltage	220 - 240 V
Terminal	Screw
Box Quantity	50
Material	Aluminum

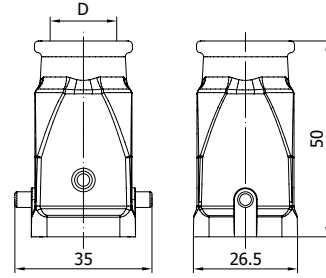


D	Pg	Pg	M	NPT
	11	13.5	20	3/8"

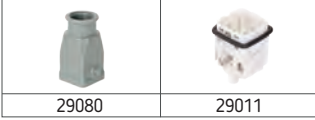


403080 HOOD WITH MALE INSERT

Number of Contacts	4P+E
Ampere	10
Protection Degree	IP65
Voltage	220 - 240 V
Terminal	Screw
Box Quantity	50
Material	Plastic



D	Pg 11	Pg 13.5	M 20	NPT 3/8"
---	-------	---------	------	----------



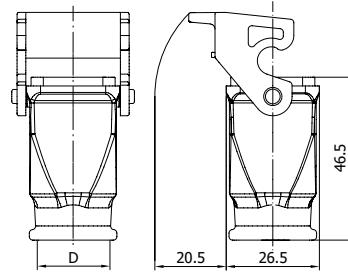
29080

29011



403079 HOOD WITH FEMALE INSERT

Number of Contacts	4P+E
Ampere	10
Protection Degree	IP65
Voltage	220 - 240 V
Terminal	Screw
Box Quantity	50
Material	Plastic



D	Pg 11	Pg 13.5	M 20	NPT 3/8"
---	-------	---------	------	----------



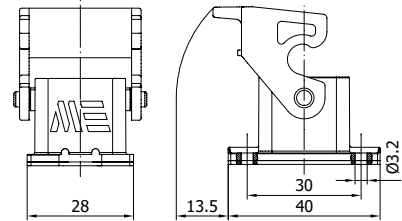
29079

29010



403075 HOUSING WITH FEMALE INSERT

Number of Contacts	4P+E
Ampere	10
Protection Degree	IP65
Voltage	220 - 240 V
Terminal	Screw
Box Quantity	50
Material	Plastic



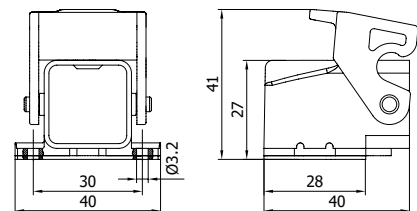
29075

29010



403077 HOUSING WITH FEMALE INSERT Angled

Number of Contacts	4P+E
Ampere	10
Protection Degree	IP65
Voltage	220 - 240 V
Terminal	Screw
Box Quantity	50
Material	Plastic



29077

29010



29080

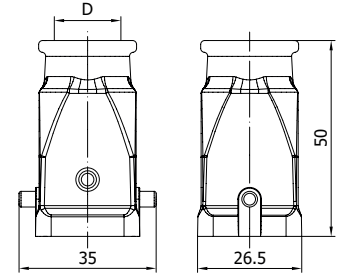
29016

403074

HOUSING WITH MALE INSERT

Back Entry Terminal

Number of Contacts	4P+E
Ampere	10
Protection Degree	IP65
Voltage	220 - 240 V
Terminal	Screw
Box Quantity	50
Material	Plastic



D	Pg 11	Pg 13.5	M 20	NPT 3/8"
---	-------	---------	------	----------



29079

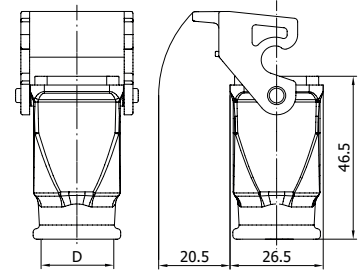
29012

403078

HOOD WITH FEMALE INSERT

Back Entry Terminal

Number of Contacts	4P+E
Ampere	10
Protection Degree	IP65
Voltage	220 - 240 V
Terminal	Screw
Box Quantity	50
Material	Plastic



D	Pg 11	Pg 13.5	M 20	NPT 3/8"
---	-------	---------	------	----------



29075

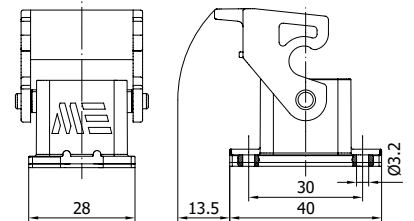
29012

403076

HOOD WITH FEMALE INSERT

Back Entry Terminal

Number of Contacts	4P+E
Ampere	10
Protection Degree	IP65
Voltage	220 - 240 V
Terminal	Screw
Box Quantity	50
Material	Plastic



29077

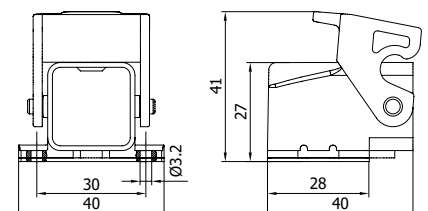
29012

403069

HOUSING WITH FEMALE INSERT

Angled / Back Entry Terminal

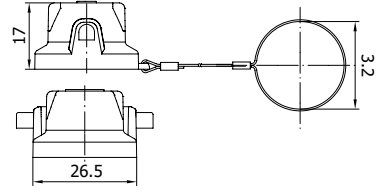
Number of Contacts	4P+E
Ampere	10
Protection Degree	IP65
Voltage	220 - 240 V
Terminal	Screw
Box Quantity	50
Material	Plastic





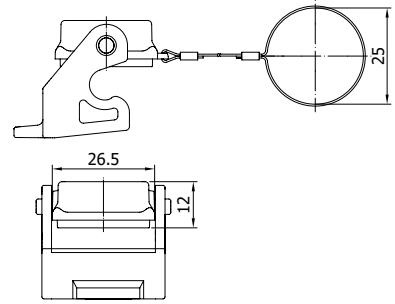
29640 COVER FOR FEMALE INSERT

Number of Contacts	4P+E
Box Quantity	250
Material	Plastic



29642 COVER FOR MALE INSERT With Latch

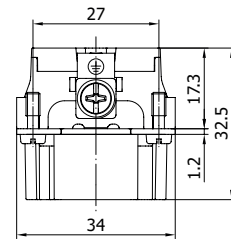
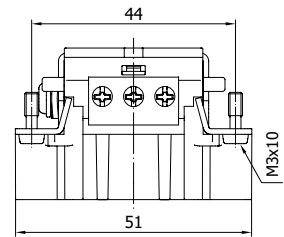
Number of Contacts	4P+E
Box Quantity	125
Material	Plastic



29121 MALE INSERT



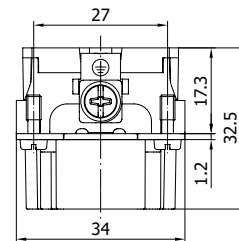
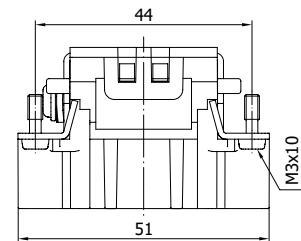
Number of Contacts	6P+E
Ampere	16
Protection Degree	-
Voltage	500 V
Terminal	Screw
Box Quantity	50
Material	PBT, %30 GF, V0



291212006 MALE INSERT



Number of Contacts	6P+E
Ampere	16
Protection Degree	-
Voltage	500 V
Terminal	Spring
Box Quantity	50
Material	PBT, %30 GF, V0

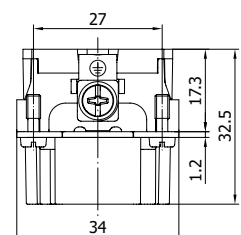
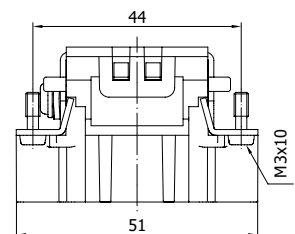


291213006 MALE INSERT











Number of Contacts	6P+E
Ampere	16
Protection Degree	-
Voltage	500 V
Terminal	Crimp
Box Quantity	50
Material	PBT, %30 GF, V0

Product Code	Cross Section
141061	0.14 mm ² - 0.37 mm ²
141062	0.50 mm ²
141063	0.75 mm ²
141064	1.00 mm ²
141065	1.50 mm ²
141066	2.50 mm ²
141067	3.00 mm ²
141068	4.00 mm ²



SUITABLE HOODS & HOUSING

	HOOD TOP ENTRY		HOOD SIDE ENTRY		HOUSING BULKHEAD MOUNTING
29135		29131		29130S	
	HOUSING SURFACE MOUNTING		HOUSING SURFACE MOUNTING Double Entry		HOUSING BULKHEAD MOUNTING With Cover
29133S		29134S		29400S	
	HOUSING SURFACE MOUNTING With Cover		HOUSING SURFACE MOUNTING Two Entries With Cover		
29401S		29402S			

For different color and / or different threads please prefix the standard product from next table. For the product ending with "S" please add it at the end of newly created code. (E.g.: 29133-0405S)

Standard threads are underlined in red.

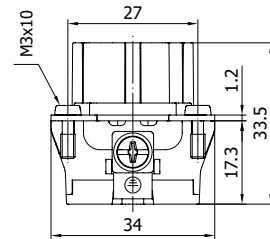
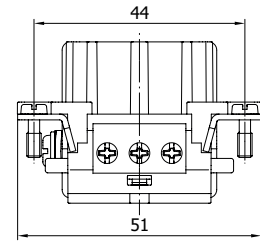


Thread Color	Material	Diameter
-0405	Aluminum Grey	PG 13,5
-2205	Aluminum Grey	M 20
-2305	Aluminum Grey	M 25
-3005	Aluminum Black	N 1/2
-0504	Aluminum Black	PG 16
-0404	Aluminum Black	PG 13,5
-2204	Aluminum Black	M 20
-2304	Aluminum Black	M 25
-3004	Aluminum Black	N 1/2



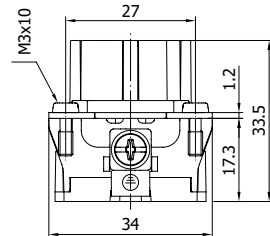
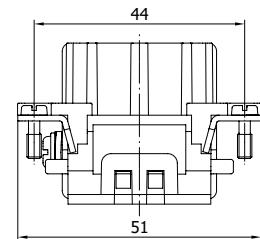
29120 FEMALE INSERT

Number of Contacts	6P+E
Ampere	16
Protection Degree	-
Voltage	500 V
Terminal	Screw
Box Quantity	50
Material	PBT, %30 GF, V0



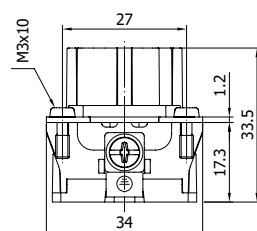
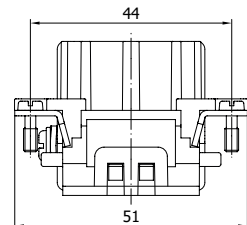
291202006 FEMALE INSERT

Number of Contacts	6P+E
Ampere	16
Protection Degree	-
Voltage	500 V
Terminal	Spring
Box Quantity	50
Material	PBT, %30 GF, V0



291203006 FEMALE INSERT











Number of Contacts	6P+E
Ampere	16
Protection Degree	-
Voltage	500 V
Terminal	Crimp
Box Quantity	50
Material	PBT, %30 GF, V0



Product Code	Cross Section
141051	0.14 mm ² - 0.37 mm ²
141052	0.50 mm ²
141053	0.75 mm ²
141054	1.00 mm ²
141055	1.50 mm ²
141056	2.50 mm ²
141057	3.00 mm ²
141058	4.00 mm ²

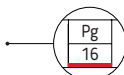


SUITABLE HOODS & HOUSING

	HOOD TOP ENTRY		HOOD SIDE ENTRY		HOOD TOP ENTRY With Latch & Seal
29135		29131		29140S	
	HOOD SIDE ENTRY With Latch & Seal		HOUSING BULKHEAD MOUNTING		HOUSING SURFACE MOUNTING
29132S		29130S		29133S	
	HOUSING SURFACE MOUNTING Double Entry		HOUSING BULKHEAD MOUNTING With Cover		HOUSING SURFACE MOUNTING With Cover
29134S		29400S		29401S	
	HOUSING SURFACE MOUNTING Double Entry With Cover				
29402S					

For different color and / or different threads please prefix the standard product code from next table. For the products ending with "S" please add it at the end of newly created code. (E.g.: 29133-0405S)

Standard threads are underlined in red.



Thread Color	Material	Diameter
-0405	Aluminum Grey	PG 13,5
-2205	Aluminum Grey	M 20
-2305	Aluminum Grey	M 25
-3005	Aluminum Black	N 1/2
-0504	Aluminum Black	PG 16
-0404	Aluminum Black	PG 13,5
-2204	Aluminum Black	M 20
-2304	Aluminum Black	M 25
-3004	Aluminum Black	N 1/2

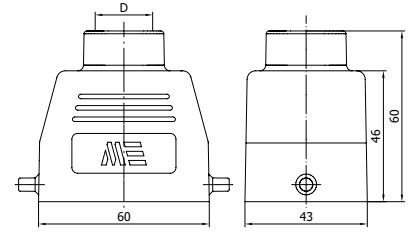


403110

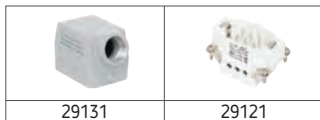
HOOD WITH MALE INSERT

Top Entry

Number of Contacts	6P+E
Ampere	16
Protection Degree	IP65
Voltage	500 V
Terminal	Screw
Box Quantity	20
Material	Aluminum



D	Pg	Pg	M	M	NPT
	13.5	16	20	25	1/2"

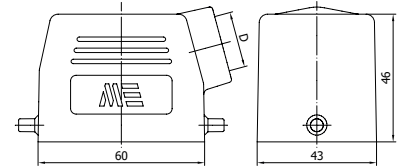


403093

HOOD WITH MALE INSERT

Side Entry

Number of Contacts	6P+E
Ampere	16
Protection Degree	IP65
Voltage	500 V
Terminal	Screw
Box Quantity	20
Material	Aluminum



D	Pg	Pg	M	M	NPT
	13.5	16	20	25	1/2"

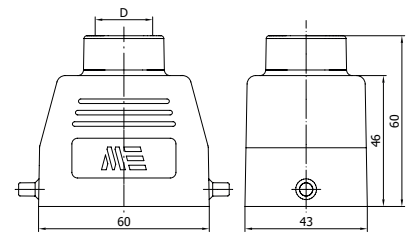


403111


HOOD WITH FEMALE INSERT

Top Entry

Number of Contacts	6P+E
Ampere	16
Protection Degree	IP65
Voltage	500 V
Terminal	Screw
Box Quantity	20
Material	Aluminum



D	Pg	Pg	M	M	NPT
	13.5	16	20	25	1/2"

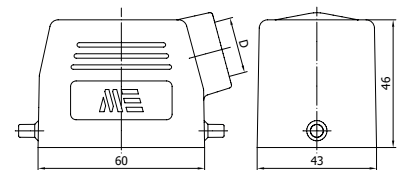


403092

HOOD WITH FEMALE INSERT

Side Entry

Number of Contacts	6P+E
Ampere	16
Protection Degree	IP65
Voltage	500 V
Terminal	Screw
Box Quantity	20
Material	Aluminum



D	Pg	Pg	M	M	NPT
	13.5	16	20	25	1/2"

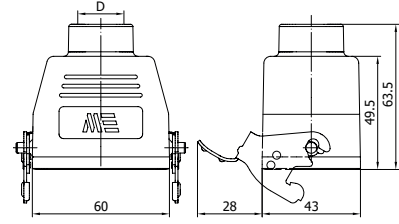


403112S

HOOD WITH FEMALE INSERT

Top Entry With Latch & Seal

Number of Contacts	6P+E
Ampere	16
Protection Degree	IP65
Voltage	500 V
Terminal	Screw
Box Quantity	10
Material	Aluminum



D	Pg	Pg	M	M	NPT
	13.5	16	20	25	1/2"



29140S

29120

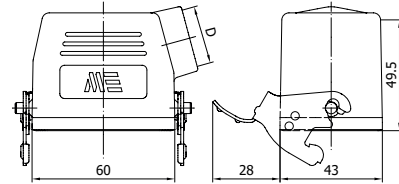


403095S

HOOD WITH FEMALE INSERT

Side Entry With Latch & Seal

Number of Contacts	6P+E
Ampere	16
Protection Degree	IP65
Voltage	500 V
Terminal	Screw
Box Quantity	10
Material	Aluminum



D	Pg	Pg	M	M	NPT
	13.5	16	20	25	1/2"



29132S

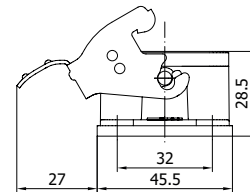
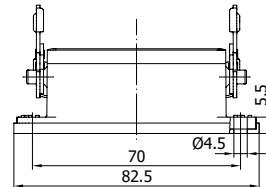
29120



403090S

HOUSING WITH FEMALE INSERT

Number of Contacts	6P+E
Ampere	16
Protection Degree	IP65
Voltage	500 V
Terminal	Screw
Box Quantity	20
Material	Aluminum



29130S

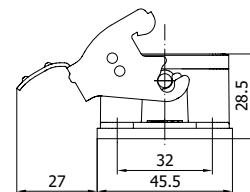
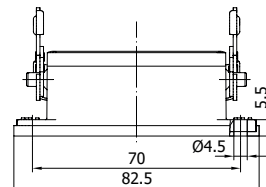
29120



403091S

HOUSING WITH MALE INSERT

Number of Contacts	6P+E
Ampere	16
Protection Degree	IP65
Voltage	500 V
Terminal	Screw
Box Quantity	20
Material	Aluminum



29130S

29121

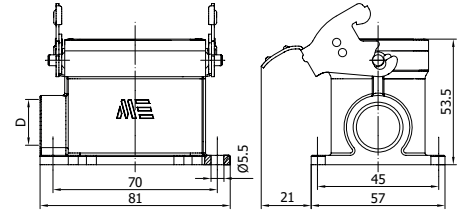


29133S 29120

403096S

HOUSING WITH FEMALE INSERT / SURFACE MOUNTING

Number of Contacts	6P+E
Ampere	16
Protection Degree	IP65
Voltage	500 V
Terminal	Screw
Box Quantity	10
Material	Aluminum



D	Pg	Pg	M	M	NPT
	13.5	16	20	25	1/2"



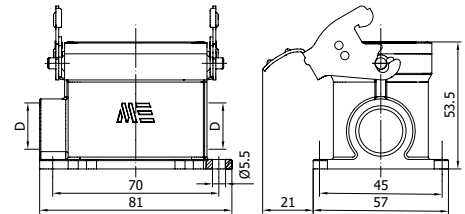
29134S 29120

403098S

HOUSING WITH FEMALE INSERT / SURFACE MOUNTING

Double Entry

Number of Contacts	6P+E
Ampere	16
Protection Degree	IP65
Voltage	500 V
Terminal	Screw
Box Quantity	10
Material	Aluminum



D	Pg	Pg	M	M	NPT
	13.5	16	20	25	1/2"

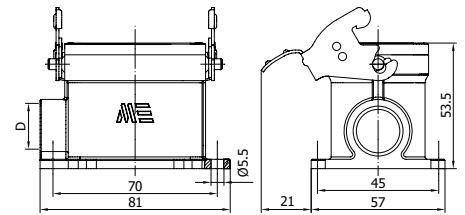


29133S 29121

403097S

HOUSING WITH MALE INSERT / SURFACE MOUNTING

Number of Contacts	6P+E
Ampere	16
Protection Degree	IP65
Voltage	500 V
Terminal	Screw
Box Quantity	10
Material	Aluminum



D	Pg	Pg	M	M	NPT
	13.5	16	20	25	1/2"



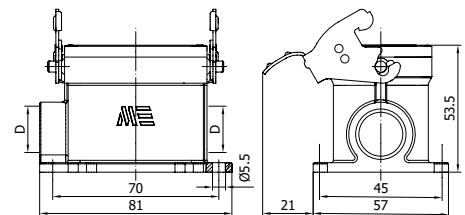
29134S 29121

403099S


HOUSING WITH MALE INSERT / SURFACE MOUNTING

Double Entry

Number of Contacts	6P+E
Ampere	16
Protection Degree	IP65
Voltage	500 V
Terminal	Screw
Box Quantity	10
Material	Aluminum



D	Pg	Pg	M	M	NPT
	13.5	16	20	25	1/2"

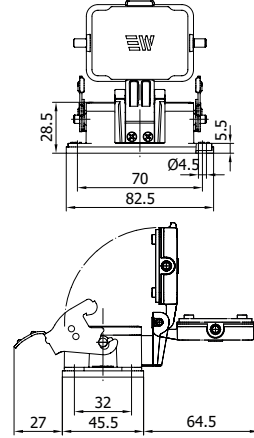


403700S

HOUSING WITH FEMALE INSERT

With Cover

Number of Contacts	6P+E
Ampere	16
Protection Degree	IP65
Voltage	500 V
Terminal	Screw
Box Quantity	20
Material	Aluminum

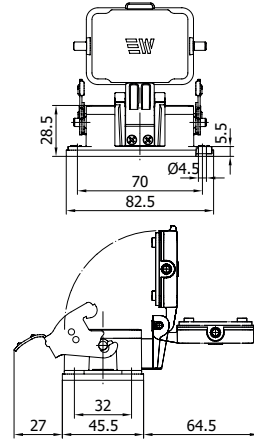


403701S

HOUSING WITH MALE INSERT

With Cover

Number of Contacts	6P+E
Ampere	16
Protection Degree	IP65
Voltage	500 V
Terminal	Screw
Box Quantity	20
Material	Aluminum

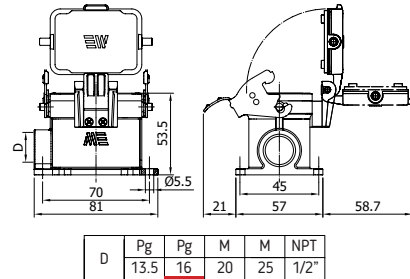


403702S

HOUSING WITH FEMALE INSERT / SURFACE MOUNTING

With Cover

Number of Contacts	6P+E
Ampere	16
Protection Degree	IP65
Voltage	500 V
Terminal	Screw
Box Quantity	10
Material	Aluminum

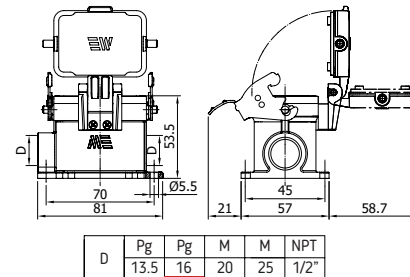


403704S

HOUSING WITH FEMALE INSERT / SURFACE MOUNTING

Double Entry With Cover

Number of Contacts	6P+E
Ampere	16
Protection Degree	IP65
Voltage	500 V
Terminal	Screw
Box Quantity	10
Material	Aluminum



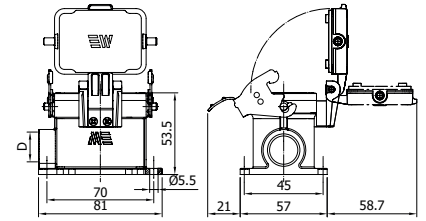


403703S

HOUSING WITH MALE INSERT / SURFACE MOUNTING

With Cover

Number of Contacts	6P+E
Ampere	16
Protection Degree	IP65
Voltage	500 V
Terminal	Screw
Box Quantity	10
Material	Aluminum



D	Pg	Pg	M	M	NPT
	13.5	16	20	25	1/2"

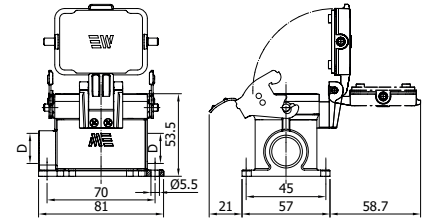


403705S

HOUSING WITH MALE INSERT / SURFACE MOUNTING

Double Entry With Cover

Number of Contacts	6P+E
Ampere	16
Protection Degree	IP65
Voltage	500 V
Terminal	Screw
Box Quantity	10
Material	Aluminum



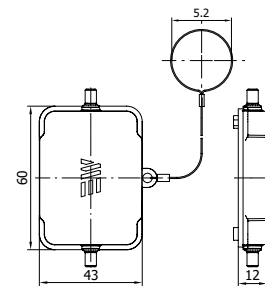
D	Pg	Pg	M	M	NPT
	13.5	16	20	25	1/2"



29644

COVER FOR HOUSING

Number of Contacts	6P+E
Box Quantity	100
Material	Plastic

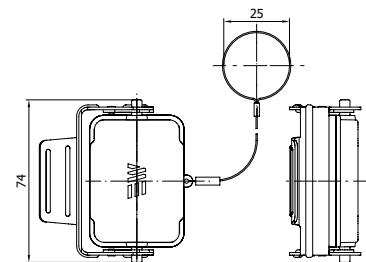


29646S

COVER FOR HOOD

With Latch & Seal

Number of Contacts	6P+E
Box Quantity	50
Material	Plastic

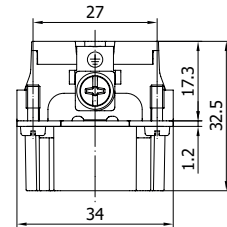
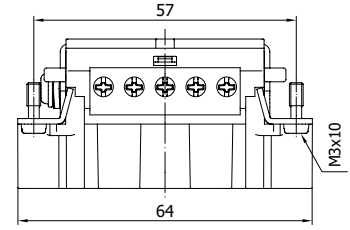




29021 MALE INSERT



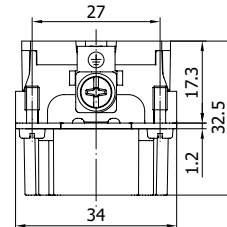
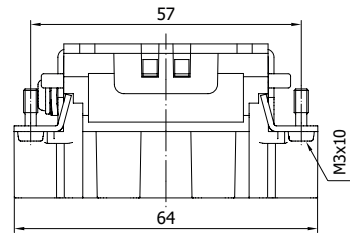
Number of Contacts	10P+E
Ampere	16
Protection Degree	-
Voltage	500 V
Terminal	Screw
Box Quantity	50
Material	PBT, %30 GF, V0



290212010 MALE INSERT



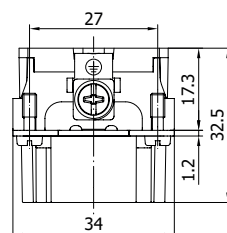
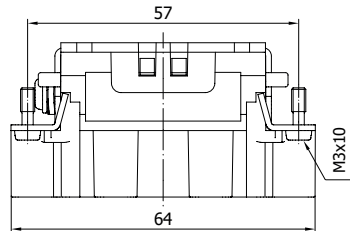
Number of Contacts	10P+E
Ampere	16
Protection Degree	-
Voltage	500 V
Terminal	Spring
Box Quantity	50
Material	PBT, %30 GF, V0



290213010 MALE INSERT


















Number of Contacts	10P+E
Ampere	16
Protection Degree	-
Voltage	500 V
Terminal	Crimp
Box Quantity	50
Material	PBT, %30 GF, V0



Product Code	Cross Section
141061	0.14 mm ² - 0.37 mm ²
141062	0.50 mm ²
141063	0.75 mm ²
141064	1.00 mm ²
141065	1.50 mm ²
141066	2.50 mm ²
141067	3.00 mm ²
141068	4.00 mm ²



SUITABLE HOODS & HOUSING

 29145	HOOD TOP ENTRY	 29174	HOOD	 293525	HOUSING SURFACE MOUNTING Double Entry Single Latch
 29041	HOOD SIDE ENTRY	 29354	HOOD TOP ENTRY For Single Latch	 29357	HOOD h 70 mm
 29040S	HOUSING BULKHEAD MOUNTING	 29353	HOOD TOP ENTRY	 29405S	HOUSING BULKHEAD MOUNTING Single Latch With Cover
 29054S	HOUSING SURFACE MOUNTING	 29350S	HOUSING BULKHEAD MOUNTING Single Latch	 29406S	HOUSING SURFACE MOUNTING Single Latch With Cover
 29055S	HOUSING SURFACE MOUNTING Double Entry	 29351S	HOUSING SURFACE MOUNTING Single Latch	 29407S	HOUSING SURFACE MOUNTING Single Latch With Cover

For different color and / or different threads please prefix the standard product code from next table. For the products ending with "S" please add it at the end of newly created code. (E.g.: 29152-0405S)

Standard threads are underlined in red.



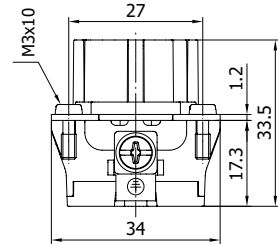
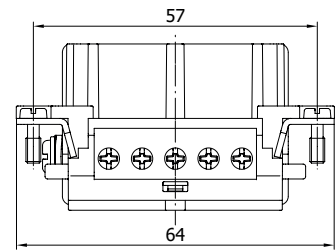
Thread Color	Material	Diameter
-0405	Aluminum Grey	PG 13,5
-2205	Aluminum Grey	M 20
-2305	Aluminum Grey	M 25
-3005	Aluminum Black	N 1/2
-0504	Aluminum Black	PG 16
-0404	Aluminum Black	PG 13,5
-2204	Aluminum Black	M 20
-2304	Aluminum Black	M 25
-3004	Aluminum Black	N 1/2

* Please contact us for cable entry and color options of 29174 and 29357

29020 FEMALE INSERT



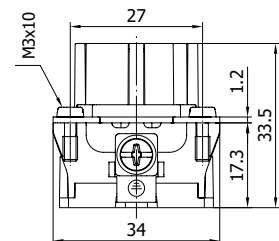
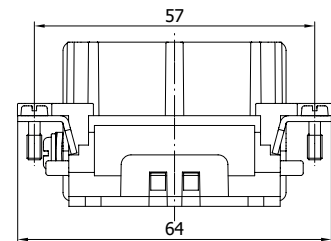
Number of Contacts	10P+E
Ampere	16
Protection Degree	-
Voltage	500 V
Terminal	Screw
Box Quantity	50
Material	PBT, %30 GF, V0



290202010 FEMALE INSERT



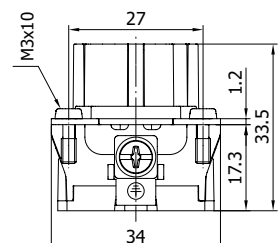
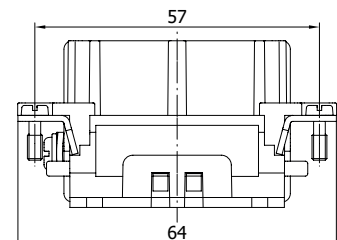
Number of Contacts	10P+E
Ampere	16
Protection Degree	-
Voltage	500 V
Terminal	Spring
Box Quantity	50
Material	PBT, %30 GF, V0



290203010 FEMALE INSERT

















Number of Contacts	10P+E
Ampere	16
Protection Degree	-
Voltage	500 V
Terminal	Crimp
Box Quantity	50
Material	PBT, %30 GF, V0



Product Code	Cross Section
141051	0.14 mm ² - 0.37 mm ²
141052	0.50 mm ²
141053	0.75 mm ²
141054	1.00 mm ²
141055	1.50 mm ²
141056	2.50 mm ²
141057	3.00 mm ²
141058	4.00 mm ²



SUITABLE HOODS & HOUSING

 29145	HOOD TOP ENTRY	 29174	HOOD	 29351S	HOUSING SURFACE MOUNTING Single Latch
 29041	HOOD SIDE ENTRY	 29175S	HOOD With Latch & Seal	 29352S	HOUSING SURFACE MOUNTING Double Entry Single Latch
 29150S	HOOD TOP ENTRY With Latch & Seal	 29354	HOOD TOP ENTRY For Single Latch	 29357	HOOD h 70 mm For Single Latch
 29049S	HOOD SIDE ENTRY With Latch & Seal	 29353	HOOD SIDE ENTRY For Single Latch	 29358S	HOOD With Single Latch & Seal
 29040S	HOUSING BULKHEAD MOUNTING	 29356S	HOOD TOP ENTRY With Single Latch & Seal	 29405S	HOUSING BULKHEAD MOUNTING Single Latch With Cover
 29054S	HOUSING SURFACE MOUNTING	 29355S	HOOD TOP ENTRY With Single Latch & Seal	 29406S	HOUSING SURFACE MOUNTING Single Latch With Cover
 29055S	HOUSING SURFACE MOUNTING Double Entry	 29350S	HOOD TOP ENTRY With Single Latch & Seal	 29407S	HOUSING SURFACE MOUNTING Double Entry Single Latch With Cover

For different color and / or different threads please prefix the standard product code from next table. For the products ending with "S" please add it at the end of newly created code. (E.g.: 29352-0405S)

Standard threads are underlined in red.



Thread Color	Material	Diameter
-0405	Aluminum Grey	PG 13,5
-2205	Aluminum Grey	M 20
-2305	Aluminum Grey	M 25
-3005	Aluminum Black	N 1/2
-0504	Aluminum Black	PG 16
-0404	Aluminum Black	PG 13,5
-2204	Aluminum Black	M 20
-2304	Aluminum Black	M 25
-3004	Aluminum Black	N 1/2

* Please contact us for cable entry and color options of 29174, 29357 and 29358S

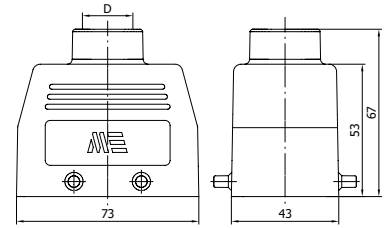


403113

HOOD WITH MALE INSERT

Top Entry

Number of Contacts	10P+E
Ampere	16
Protection Degree	IP65
Voltage	500 V
Terminal	Screw
Box Quantity	15
Material	Aluminum



D	Pg	Pg	M	M	NPT
	13.5	16	20	25	1/2"

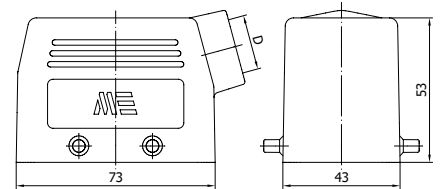


403023

HOOD WITH MALE INSERT

Side Entry

Number of Contacts	10P+E
Ampere	16
Protection Degree	IP65
Voltage	500 V
Terminal	Screw
Box Quantity	15
Material	Aluminum



D	Pg	Pg	M	M	NPT
	13.5	16	20	25	1/2"

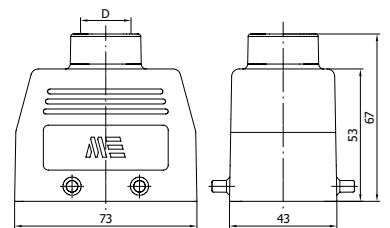


403114

HOOD WITH FEMALE INSERT

Top Entry

Number of Contacts	10P+E
Ampere	16
Protection Degree	IP65
Voltage	500 V
Terminal	Screw
Box Quantity	15
Material	Aluminum



D	Pg	Pg	M	M	NPT
	13.5	16	20	25	1/2"

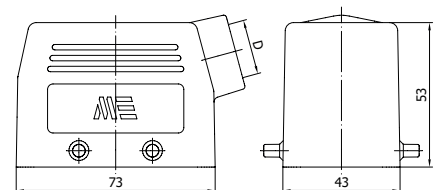


403022

HOOD WITH FEMALE INSERT

Side Entry

Number of Contacts	10P+E
Ampere	16
Protection Degree	IP65
Voltage	500 V
Terminal	Screw
Box Quantity	15
Material	Aluminum



D	Pg	Pg	M	M	NPT
	13.5	16	20	25	1/2"

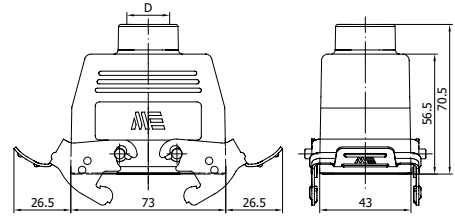


403115S

HOOD WITH FEMALE INSERT

Top Entry With Latch & Seal

Number of Contacts	10P+E
Ampere	16
Protection Degree	IP65
Voltage	500 V
Terminal	Screw
Box Quantity	10
Material	Aluminum



D	Pg	Pg	M	M	NPT
	13.5	16	20	25	1/2"



29150S

29020

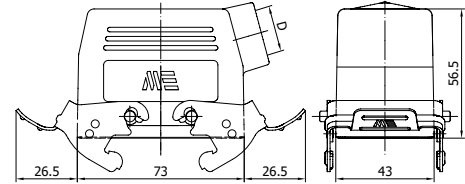


403025S


HOOD WITH FEMALE INSERT

Side Entry With Latch & Seal

Number of Contacts	10P+E
Ampere	16
Protection Degree	IP65
Voltage	500 V
Terminal	Screw
Box Quantity	10
Material	Aluminum



D	Pg	Pg	M	M	NPT
	13.5	16	20	25	1/2"



29049S

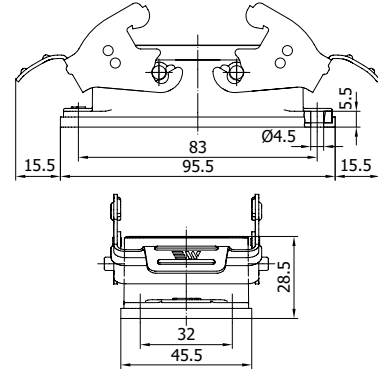
29020



403020S

HOUSING WITH FEMALE INSERT

Number of Contacts	10P+E
Ampere	16
Protection Degree	IP65
Voltage	500 V
Terminal	Screw
Box Quantity	15
Material	Aluminum



29040S

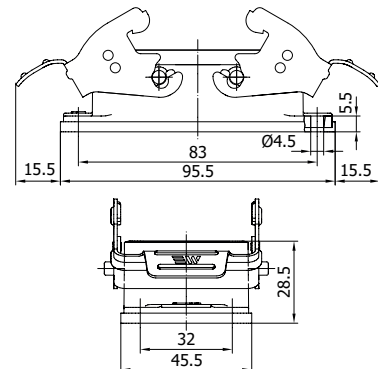
29021



403021S

HOUSING WITH MALE INSERT

Number of Contacts	10P+E
Ampere	16
Protection Degree	IP65
Voltage	500 V
Terminal	Screw
Box Quantity	15
Material	Aluminum



29040S

29021



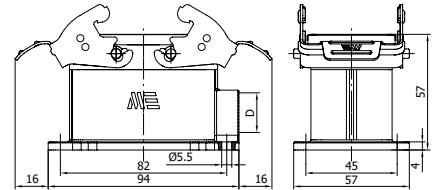
29054S

29020

403026S

HOUSING WITH FEMALE INSERT / SURFACE MOUNTING

Number of Contacts	10P+E
Ampere	16
Protection Degree	IP65
Voltage	500 V
Terminal	Screw
Box Quantity	10
Material	Aluminum



D	Pg	Pg	M	M	NPT
	13.5	16	20	25	1/2"



29055S

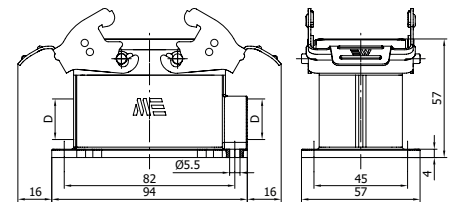
29020

403028S

HOUSING WITH FEMALE INSERT / SURFACE MOUNTING

Double Entry

Number of Contacts	10P+E
Ampere	16
Protection Degree	IP65
Voltage	500 V
Terminal	Screw
Box Quantity	10
Material	Aluminum



D	Pg	Pg	M	M	NPT
	13.5	16	20	25	1/2"



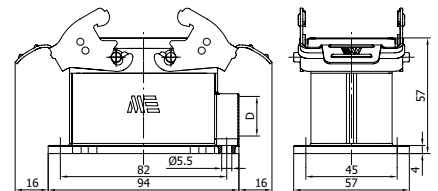
29054S

29021

403027S

HOUSING WITH MALE INSERT / SURFACE MOUNTING

Number of Contacts	10P+E
Ampere	16
Protection Degree	IP65
Voltage	500 V
Terminal	Screw
Box Quantity	10
Material	Aluminum



D	Pg	Pg	M	M	NPT
	13.5	16	20	25	1/2"



29055S

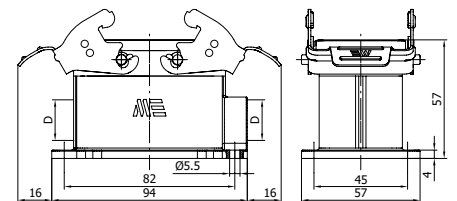
29021

403029S

HOUSING WITH MALE INSERT / SURFACE MOUNTING

Double Entry

Number of Contacts	10P+E
Ampere	16
Protection Degree	IP65
Voltage	500 V
Terminal	Screw
Box Quantity	10
Material	Aluminum



D	Pg	Pg	M	M	NPT
	13.5	16	20	25	1/2"



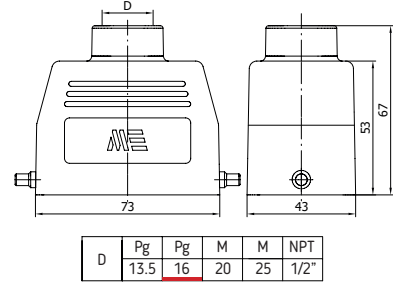
403500

HOOD WITH MALE INSERT

Top Entry For Single Latch



Number of Contacts	10P+E
Ampere	16
Protection Degree	IP65
Voltage	500 V
Terminal	Screw
Box Quantity	15
Material	Aluminum



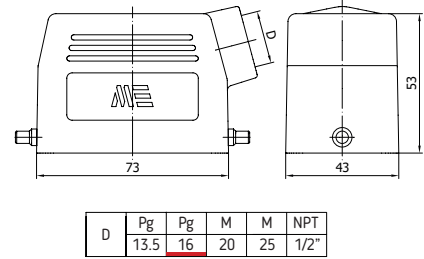
403501

HOOD WITH MALE INSERT

Side Entry For Single Latch



Number of Contacts	10P+E
Ampere	16
Protection Degree	IP65
Voltage	500 V
Terminal	Screw
Box Quantity	15
Material	Aluminum



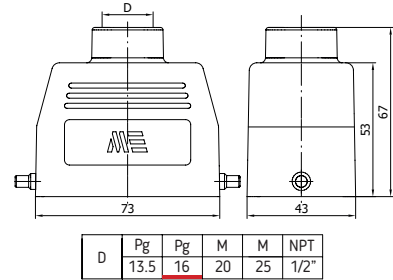
403502

HOOD WITH FEMALE INSERT

Top Entry For Single Latch



Number of Contacts	10P+E
Ampere	16
Protection Degree	IP65
Voltage	500 V
Terminal	Screw
Box Quantity	15
Material	Aluminum



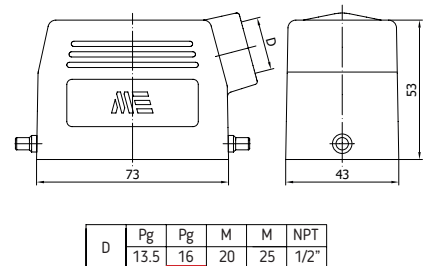
403503

HOOD WITH FEMALE INSERT

Side Entry For Single Latch



Number of Contacts	10P+E
Ampere	16
Protection Degree	IP65
Voltage	500 V
Terminal	Screw
Box Quantity	15
Material	Aluminum



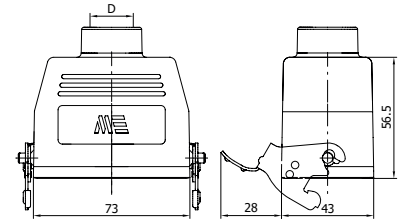


403504S

HOOD WITH FEMALE INSERT

Top Entry With Single Latch & Seal

Number of Contacts	10P+E
Ampere	16
Protection Degree	IP65
Voltage	500 V
Terminal	Screw
Box Quantity	10
Material	Aluminum



D	Pg	Pg	M	M	NPT
	13.5	16	20	25	1/2"

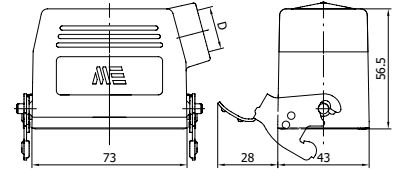


403505S

HOOD

Side Entry With Single Latch & Seal

Number of Contacts	10P+E
Ampere	16
Protection Degree	IP65
Voltage	500 V
Terminal	Screw
Box Quantity	10
Material	Aluminum



D	Pg	Pg	M	M	NPT
	13.5	16	20	25	1/2"

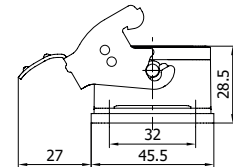
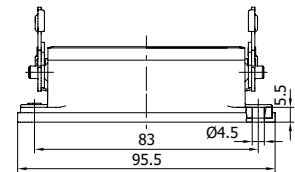


403506S

HOUSING WITH FEMALE INSERT

Single Latch

Number of Contacts	10P+E
Ampere	16
Protection Degree	IP65
Voltage	500 V
Terminal	Screw
Box Quantity	15
Material	Aluminum

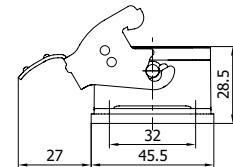
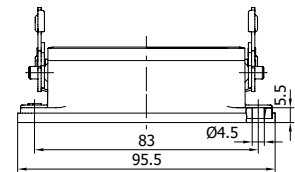


403507S

HOUSING WITH MALE INSERT

Single Latch

Number of Contacts	10P+E
Ampere	16
Protection Degree	IP65
Voltage	500 V
Terminal	Screw
Box Quantity	15
Material	Aluminum



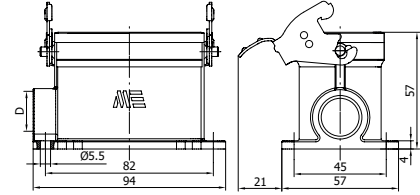


403508S

HOUSING WITH FEMALE INSERT / SURFACE MOUNTING

Single Latch

Number of Contacts	10P+E
Ampere	16
Protection Degree	IP65
Voltage	500 V
Terminal	Screw
Box Quantity	10
Material	Aluminum



D	Pg	Pg	M	M	NPT
	13.5	16	20	25	1/2"



29351S

29020

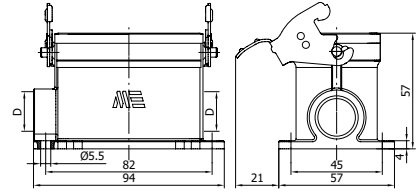


403510S

HOUSING WITH FEMALE INSERT / SURFACE MOUNTING

Double Entry / Single Latch

Number of Contacts	10P+E
Ampere	16
Protection Degree	IP65
Voltage	500 V
Terminal	Screw
Box Quantity	10
Material	Aluminum



D	Pg	Pg	M	M	NPT
	13.5	16	20	25	1/2"



29352S

29020

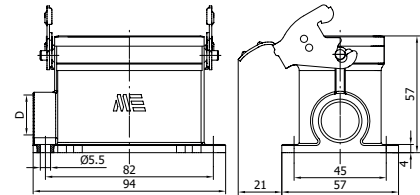


403509S

HOUSING WITH MALE INSERT / SURFACE MOUNTING

Single Latch

Number of Contacts	10P+E
Ampere	16
Protection Degree	IP65
Voltage	500 V
Terminal	Screw
Box Quantity	10
Material	Aluminum



D	Pg	Pg	M	M	NPT
	13.5	16	20	25	1/2"



29351S

29021

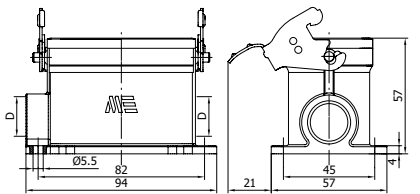


403511S

HOUSING WITH MALE INSERT / SURFACE MOUNTING

Double Entry / Single Latch

Number of Contacts	10P+E
Ampere	16
Protection Degree	IP65
Voltage	500 V
Terminal	Screw
Box Quantity	10
Material	Aluminum



D	Pg	Pg	M	M	NPT
	13.5	16	20	25	1/2"



29352S

29021

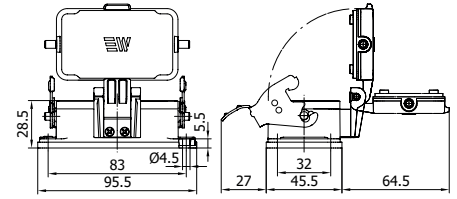


403710S

HOUSING WITH FEMALE INSERT

Single Latch With Cover

Number of Contacts	10P+E
Ampere	16
Protection Degree	IP65
Voltage	500 V
Terminal	Screw
Box Quantity	10
Material	Aluminum



D	Pg	Pg	M	M	NPT
	13.5	16	20	25	1/2"

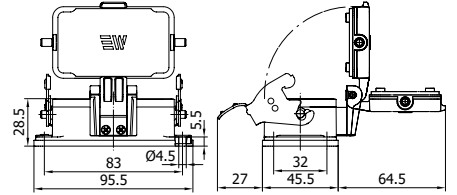


403711S

HOUSING WITH MALE INSERT

Single Latch With Cover

Number of Contacts	10P+E
Ampere	16
Protection Degree	IP65
Voltage	500 V
Terminal	Screw
Box Quantity	10
Material	Aluminum



D	Pg	Pg	M	M	NPT
	13.5	16	20	25	1/2"

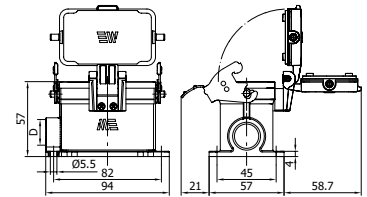


403712S

HOUSING WITH FEMALE INSERT / SURFACE MOUNTING

Single Latch With Cover

Number of Contacts	10P+E
Ampere	16
Protection Degree	IP65
Voltage	500 V
Terminal	Screw
Box Quantity	15
Material	Aluminum



D	Pg	Pg	M	M	NPT
	13.5	16	20	25	1/2"

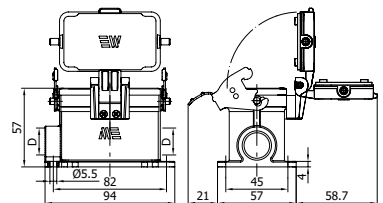


403714S

HOUSING WITH FEMALE INSERT / SURFACE MOUNTING

Double Entry / Single Latch With Cover

Number of Contacts	10P+E
Ampere	16
Protection Degree	IP65
Voltage	500 V
Terminal	Screw
Box Quantity	10
Material	Aluminum



D	Pg	Pg	M	M	NPT
	13.5	16	20	25	1/2"

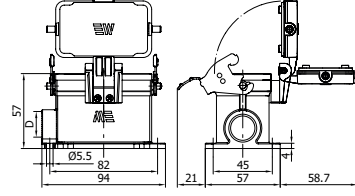


403713S

HOUSING WITH MALE INSERT / SURFACE MOUNTING

Single Latch With Cover

Number of Contacts	10P+E
Ampere	16
Protection Degree	IP65
Voltage	500 V
Terminal	Screw
Box Quantity	15
Material	Aluminum



D	Pg	Pg	M	M	NPT
	13.5	16	20	25	1/2"

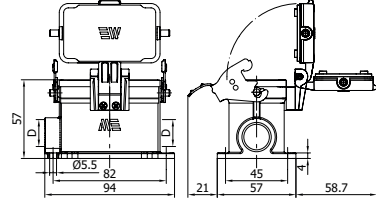


403715S

HOUSING WITH MALE INSERT / SURFACE MOUNTING

Double Entry / Single Latch With Cover

Number of Contacts	10P+E
Ampere	16
Protection Degree	IP65
Voltage	500 V
Terminal	Screw
Box Quantity	10
Material	Aluminum



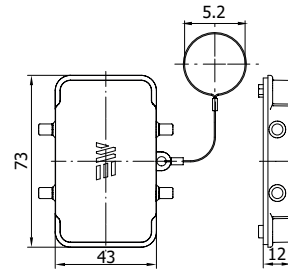
D	Pg	Pg	M	M	NPT
	13.5	16	20	25	1/2"



29650

COVER FOR HOUSING

Number of Contacts	10P+E
Box Quantity	75
Material	Plastic

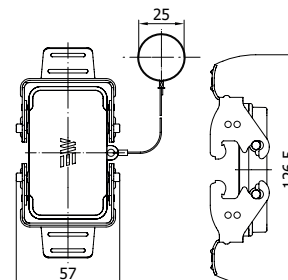


29653S

COVER FOR HOOD

With Latch & Seal

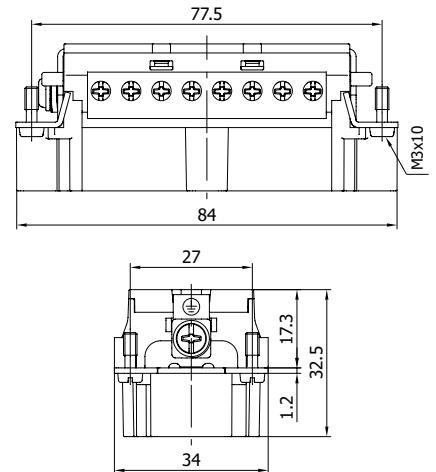
Number of Contacts	10P+E
Box Quantity	30
Material	Plastic





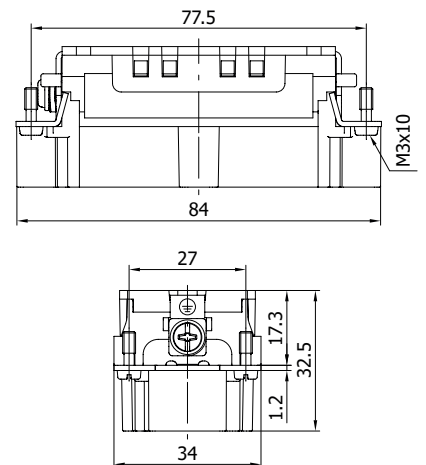
29023 MALE INSERT

Number of Contacts	16P+E
Ampere	16
Protection Degree	-
Voltage	500 V
Terminal	Screw
Box Quantity	30
Material	PBT, %30 GF, V0



290232016 MALE INSERT

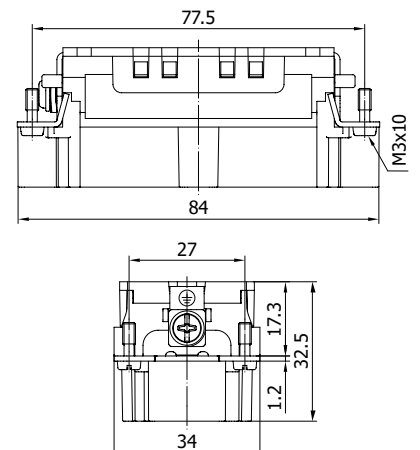
Number of Contacts	16P+E
Ampere	16
Protection Degree	-
Voltage	500 V
Terminal	Spring
Box Quantity	30
Material	PBT, %30 GF, V0


















290233016 MALE INSERT

Number of Contacts	16P+E
Ampere	16
Protection Degree	-
Voltage	500 V
Terminal	Crimp
Box Quantity	30
Material	PBT, %30 GF, V0

Product Code	Cross Section
141061	0.14 mm ² - 0.37 mm ²
141062	0.50 mm ²
141063	0.75 mm ²
141064	1.00 mm ²
141065	1.50 mm ²
141066	2.50 mm ²
141067	3.00 mm ²
141068	4.00 mm ²



SUITABLE HOODS & HOUSINGS

 29155	HOOD TOP ENTRY	 29176	HOOD h 80 mm	 293625	HOUSING SURFACE MOUNTING Double Entry Single Latch
 29043	HOOD SIDE ENTRY	 29364	HOOD TOP ENTRY For Single Latch	 29367	HOOD h 80 mm For Single Latch
 29042S	HOUSING BULKHEAD MOUNTING	 29363	HOOD SIDE ENTRY For Single Latch	 29410S	HOUSING BULKHEAD MOUNTING Single Latch With Cover
 29056S	HOUSING SURFACE MOUNTING	 29360S	HOUSING BULKHEAD MOUNTING Single Latch	 29411S	HOUSING SURFACE MOUNTING Single Latch With Cover
 29057S	HOUSING SURFACE MOUNTING Double Entry	 29361S	HOUSING SURFACE MOUNTING Single Latch	 29412S	HOUSING SURFACE MOUNTING Double Entry Single Latch With Cover

For different color and / or different threads please prefix the standard product code from next table. For the products ending with "S" please add it at the end of newly created code. (E.g.: 29362-2305S)

Standard threads are underlined in red.



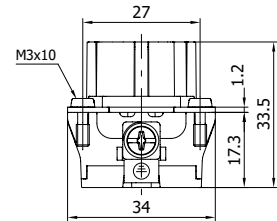
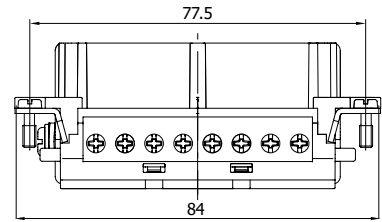
Thread Color	Material	Diameter
-2305	Aluminum Grey	M25
-2905	Aluminum Grey	N 3/4
-0604	Aluminum Black	PG 21
-2304	Aluminum Black	M 25
-2904	Aluminum Black	N 3/4

* Please contact us for cable entry and color options of 29176 and 29367



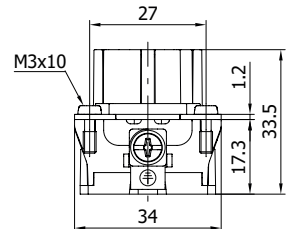
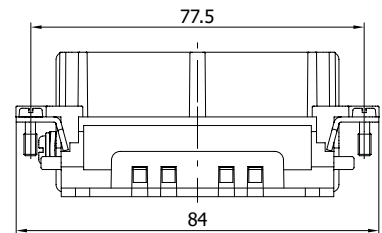
29022 FEMALE INSERT

Number of Contacts	16P+E
Ampere	16
Protection Degree	-
Voltage	500 V
Terminal	Screw
Box Quantity	30
Material	PBT, %30 GF, V0



290222016 FEMALE INSERT

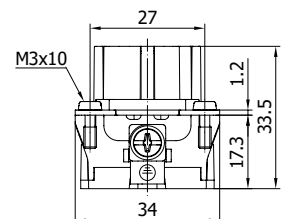
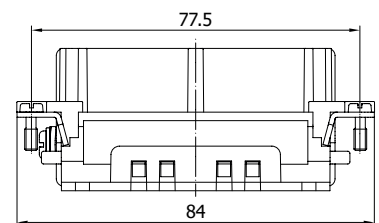
Number of Contacts	16P+E
Ampere	16
Protection Degree	-
Voltage	500 V
Terminal	Spring
Box Quantity	30
Material	PBT, %30 GF, V0



290223016 FEMALE INSERT

Number of Contacts	16P+E
Ampere	16
Protection Degree	-
Voltage	500 V
Terminal	Crimp
Box Quantity	30
Material	PBT, %30 GF, V0

Product Code	Cable Section
141051	0.14 mm ² - 0.37 mm ²
141052	0.50 mm ²
141053	0.75 mm ²
141054	1.00 mm ²
141055	1.50 mm ²
141056	2.50 mm ²
141057	3.00 mm ²
141058	4.00 mm ²



SUITABLE HOODS & HOUSINGS

	HOOD TOP ENTRY		HOOD h 80 mm		HOUSING SURFACE MOUNTING Single Latch
29155		29176		29361S	
	HOOD SIDE ENTRY		HOOD h 80 mm With Latch & Seal		HOUSING SURFACE MOUNTING Double Entry Single Latch
29043		29177S		29362S	
	HOOD TOP ENTRY With Latch & Seal		HOOD TOP ENTRY For Single Latch		HOOD h 80 mm For Single Latch
29160S		29364		29367	
	HOOD SIDE ENTRY With Latch & Seal		HOOD SIDE ENTRY For Single Latch		HOOD h 80 mm With Single Latch & Seal
29050S		29363		29368S	
	HOUSING BULKHEAD MOUNTING		HOOD TOP ENTRY With Single Latch & Seal		HOUSING BULKHEAD MOUNTING Single Latch With Cover
29042S		29366S		29410S	
	HOUSING SURFACE MOUNTING		HOOD SIDE ENTRY With Single Latch & Seal		HOUSING SURFACE MOUNTING Single Latch With Cover
29056S		29365S		29411S	
	HOUSING SURFACE MOUNTING Double Entry		HOUSING BULKHEAD MOUNTING Single Latch		HOUSING SURFACE MOUNTING Double Entry Single Latch With Cover
29057S		29360S		29412S	

For different color and / or different threads please prefix the standard product code from next table. For the products ending with "S" please add it at the end of newly created code. (E.g.: 29057-2305S)

Standard threads are underlined in red.



Thread Color	Material	Diameter
-2305	Aluminum Grey	M25
-2905	Aluminum Grey	N 3/4
-0604	Aluminum Black	PG 21
-2304	Aluminum Black	M 25
-2904	Aluminum Black	N 3/4

* Please contact us for cable entry and color options of 29176, 29367 and 29368S

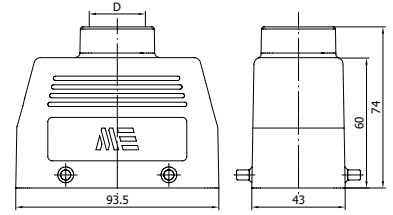


403116

HOOD WITH MALE INSERT

Top Entry

Number of Contacts	16P+E
Ampere	16
Protection Degree	IP65
Voltage	500 V
Terminal	Screw
Box Quantity	12
Material	Aluminum



D	Pg	M	NPT
	21	25	3/4"

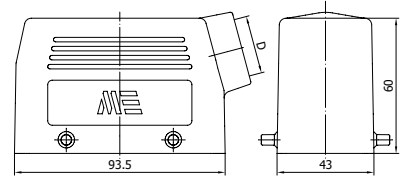


403033

HOOD WITH MALE INSERT

Side Entry

Number of Contacts	16P+E
Ampere	16
Protection Degree	IP65
Voltage	500 V
Terminal	Screw
Box Quantity	12
Material	Aluminum



D	Pg	M	NPT
	21	25	3/4"

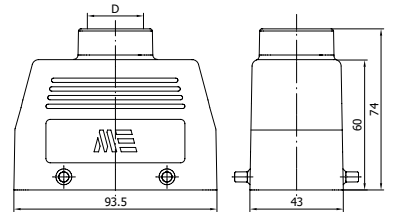


403117

HOOD WITH FEMALE INSERT

Top Entry

Number of Contacts	16P+E
Ampere	16
Protection Degree	IP65
Voltage	500 V
Terminal	Screw
Box Quantity	12
Material	Aluminum



D	Pg	M	NPT
	21	25	3/4"

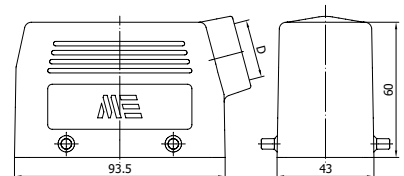


403032

HOOD WITH FEMALE INSERT

Side Entry

Number of Contacts	16P+E
Ampere	16
Protection Degree	IP65
Voltage	500 V
Terminal	Screw
Box Quantity	12
Material	Aluminum



D	Pg	M	NPT
	21	25	3/4"


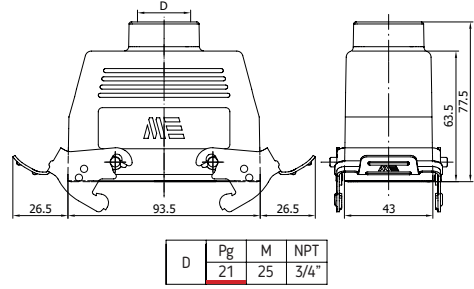


403118S

HOOD WITH FEMALE INSERT

Top Entry With Latch & Seal

Number of Contacts	16P+E
Ampere	16
Protection Degree	IP65
Voltage	500 V
Terminal	Screw
Box Quantity	10
Material	Aluminum



29160S

29022

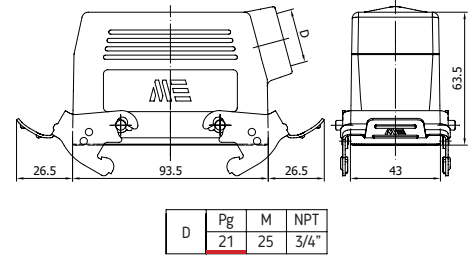


403035S

HOOD WITH FEMALE INSERT

Side Entry With Latch & Seal

Number of Contacts	16P+E
Ampere	16
Protection Degree	IP65
Voltage	500 V
Terminal	Screw
Box Quantity	10
Material	Aluminum



29050S

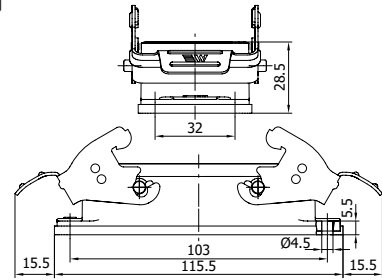
29022



403030S

HOUSING WITH FEMALE INSERT

Number of Contacts	16P+E
Ampere	16
Protection Degree	IP65
Voltage	500 V
Terminal	Screw
Box Quantity	12
Material	Aluminum



29042S

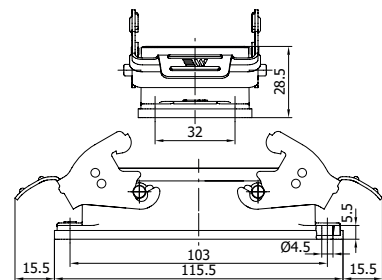
29022



403031S

HOUSING WITH MALE INSERT

Number of Contacts	16P+E
Ampere	16
Protection Degree	IP65
Voltage	500 V
Terminal	Screw
Box Quantity	12
Material	Aluminum



29042S

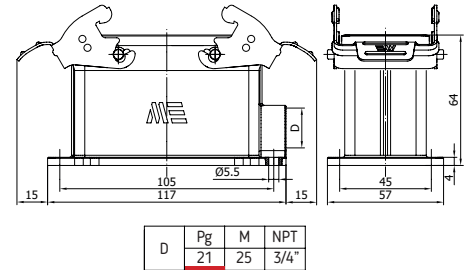
29023



403036S

HOUSING WITH FEMALE INSERT / SURFACE MOUNTING

Number of Contacts	16P+E
Ampere	16
Protection Degree	IP65
Voltage	500 V
Terminal	Screw
Box Quantity	10
Material	Aluminum

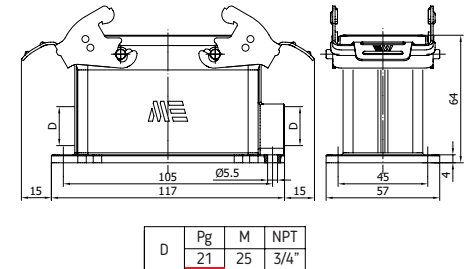


403038S

HOUSING WITH FEMALE INSERT / SURFACE MOUNTING

Double Entry

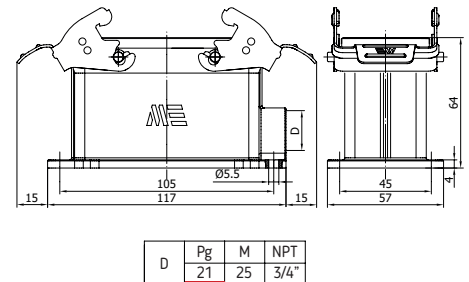
Number of Contacts	16P+E
Ampere	16
Protection Degree	IP65
Voltage	500 V
Terminal	Screw
Box Quantity	10
Material	Aluminum



403037S

HOUSING WITH MALE INSERT / SURFACE MOUNTING

Number of Contacts	16P+E
Ampere	16
Protection Degree	IP65
Voltage	500 V
Terminal	Screw
Box Quantity	10
Material	Aluminum

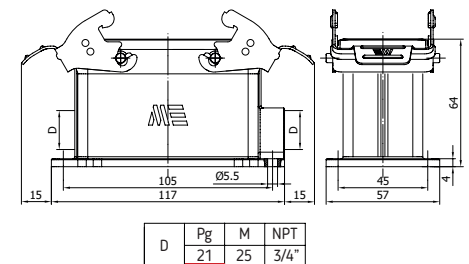


403039S

HOUSING WITH MALE INSERT / SURFACE MOUNTING

Double Entry

Number of Contacts	16P+E
Ampere	16
Protection Degree	IP65
Voltage	500 V
Terminal	Screw
Box Quantity	10
Material	Aluminum






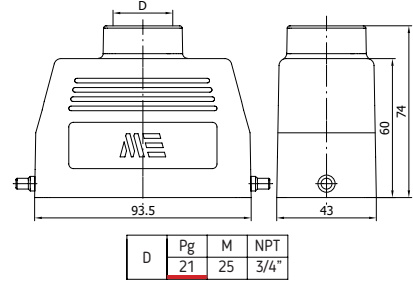
403520

HOOD WITH MALE INSERT

Top Entry / For Single Latch



Number of Contacts	16P+E
Ampere	16
Protection Degree	IP65
Voltage	500 V
Terminal	Screw
Box Quantity	12
Material	Aluminum



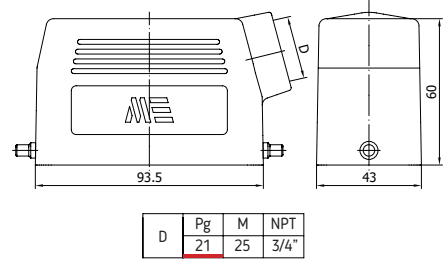
403521

HOOD WITH MALE INSERT

Side Entry / For Single Latch



Number of Contacts	16P+E
Ampere	16
Protection Degree	IP65
Voltage	500 V
Terminal	Screw
Box Quantity	12
Material	Aluminum



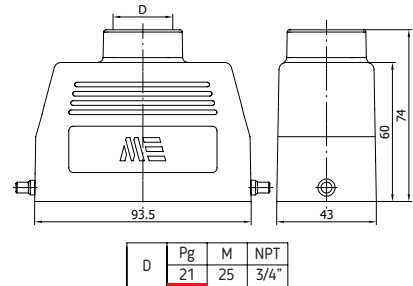
403522

HOOD WITH FEMALE INSERT

Top Entry / For Single Latch



Number of Contacts	16P+E
Ampere	16
Protection Degree	IP65
Voltage	500 V
Terminal	Screw
Box Quantity	12
Material	Aluminum



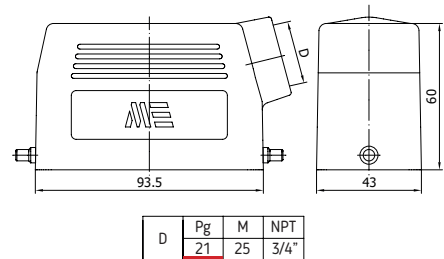
403523

HOOD WITH FEMALE INSERT

Side Entry / For Single Latch



Number of Contacts	16P+E
Ampere	16
Protection Degree	IP65
Voltage	500 V
Terminal	Screw
Box Quantity	12
Material	Aluminum



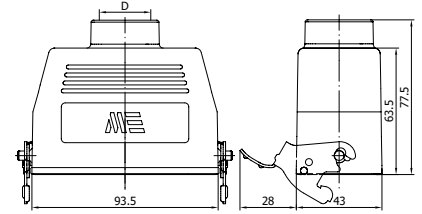


403524S

HOOD WITH FEMALE INSERT

Top Entry / With Single Latch & Seal

Number of Contacts	16P+E
Ampere	16
Protection Degree	IP65
Voltage	500 V
Terminal	Screw
Box Quantity	10
Material	Aluminum



D	Pg	M	NPT
	21	25	3/4"

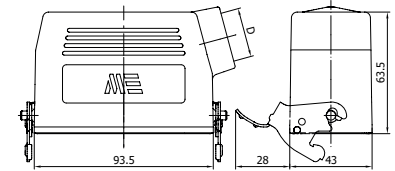


403525S

HOOD WITH FEMALE INSERT

Side Entry / With Single Latch & Seal

Number of Contacts	16P+E
Ampere	16
Protection Degree	IP65
Voltage	500 V
Terminal	Screw
Box Quantity	10
Material	Aluminum



D	Pg	M	NPT
	21	25	3/4"

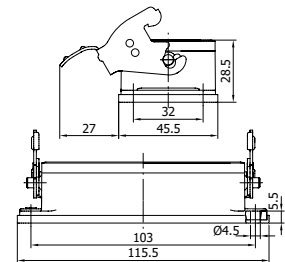


403526S

HOUSING WITH FEMALE INSERT

With Single Latch

Number of Contacts	16P+E
Ampere	16
Protection Degree	IP65
Voltage	500 V
Terminal	Screw
Box Quantity	12
Material	Aluminum

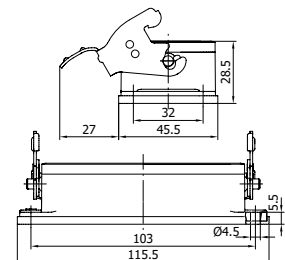


403527S

HOUSING WITH MALE INSERT

With Single Latch

Number of Contacts	16P+E
Ampere	16
Protection Degree	IP65
Voltage	500 V
Terminal	Screw
Box Quantity	12
Material	Aluminum



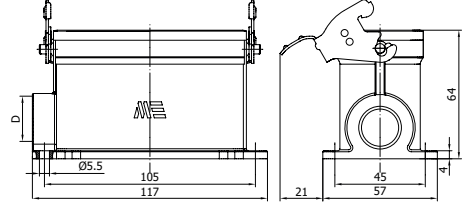


403528S

HOUSING WITH FEMALE INSERT / SURFACE MOUNTING

With Single Latch

Number of Contacts	16P+E
Ampere	16
Protection Degree	IP65
Voltage	500 V
Terminal	Screw
Box Quantity	10
Material	Aluminum



D	Pg	M	NPT
	21	25	3/4"

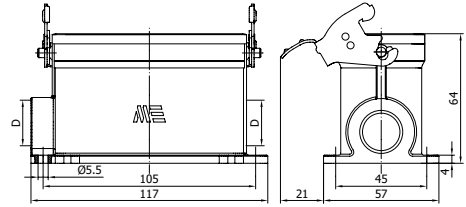


403530S

HOUSING WITH FEMALE INSERT / SURFACE MOUNTING

Double Entry / With Single Latch

Number of Contacts	16P+E
Ampere	16
Protection Degree	IP65
Voltage	500 V
Terminal	Screw
Box Quantity	10
Material	Aluminum



D	Pg	M	NPT
	21	25	3/4"

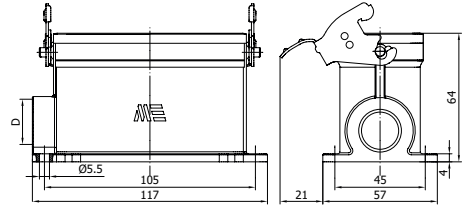


403529S

HOUSING WITH MALE INSERT / SURFACE MOUNTING

Single Latch With Cover

Number of Contacts	16P+E
Ampere	16
Protection Degree	IP65
Voltage	500 V
Terminal	Screw
Box Quantity	10
Material	Aluminum



D	Pg	M	NPT
	21	25	3/4"

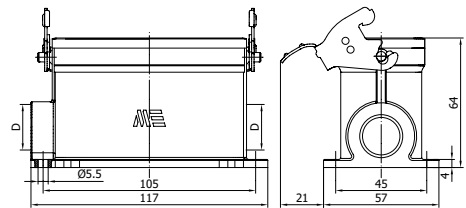


403531S

HOUSING WITH MALE INSERT / SURFACE MOUNTING

Double Entry / With Single Latch

Number of Contacts	16P+E
Ampere	16
Protection Degree	IP65
Voltage	500 V
Terminal	Screw
Box Quantity	10
Material	Aluminum



D	Pg	M	NPT
	21	25	3/4"

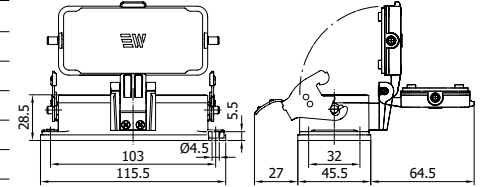


403720S

HOUSING WITH FEMALE INSERT

Single Latch With Cover

Number of Contacts	16P+E
Ampere	16
Protection Degree	IP65
Voltage	500 V
Terminal	Screw
Box Quantity	12
Material	Aluminum

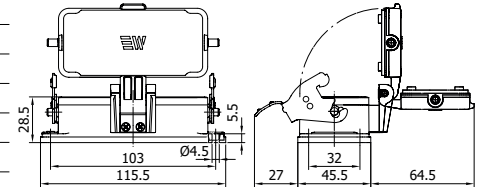


403721S

HOUSING WITH MALE INSERT

Single Latch With Cover

Number of Contacts	16P+E
Ampere	16
Protection Degree	IP65
Voltage	500 V
Terminal	Screw
Box Quantity	12
Material	Aluminum

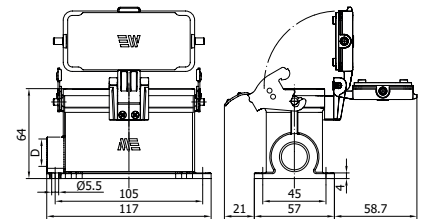


403722S

HOUSING WITH FEMALE INSERT

Surface Mounting / Single Latch With Cover

Number of Contacts	16P+E
Ampere	16
Protection Degree	IP65
Voltage	500 V
Terminal	Screw
Box Quantity	10
Material	Aluminum



D	Pg	M	NPT
	21	25	3/4"

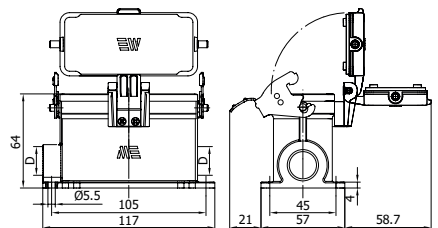


403724S


HOUSING WITH FEMALE INSERT / SURFACE MOUNTING

Double Entry / Single Latch With Cover

Number of Contacts	16P+E
Ampere	16
Protection Degree	IP65
Voltage	500 V
Terminal	Screw
Box Quantity	10
Material	Aluminum



D	Pg	M	NPT
	21	25	3/4"

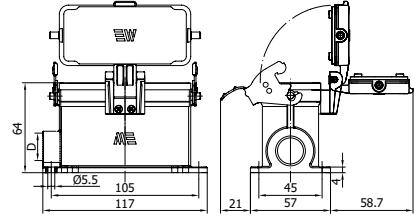


403723S

HOUSING WITH MALE INSERT / SURFACE MOUNTING

Single Latch With Cover

Number of Contacts	16P+E
Ampere	16
Protection Degree	IP65
Voltage	500 V
Terminal	Screw
Box Quantity	10
Material	Aluminum



D	Pg	M	NPT
	21	25	3/4"

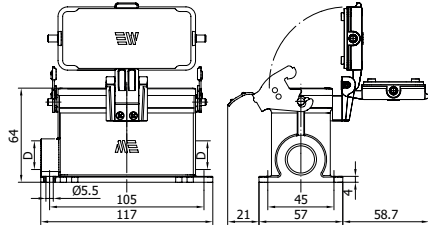


403725S

HOUSING WITH MALE INSERT / SURFACE MOUNTING

Double Entry / Single Latch With Cover

Number of Contacts	16P+E
Ampere	16
Protection Degree	IP65
Voltage	500 V
Terminal	Screw
Box Quantity	10
Material	Aluminum



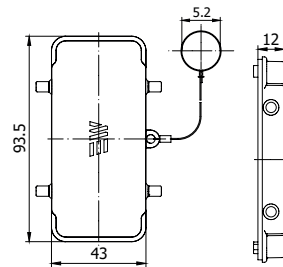
D	Pg	M	NPT
	21	25	3/4"

29651

COVER FOR HOUSING



Number of Contacts	16P+E
Box Quantity	50
Material	Plastic



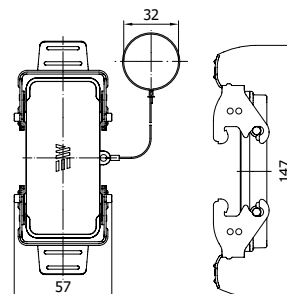
29654S

COVER FOR HOOD

With Latch & Seal



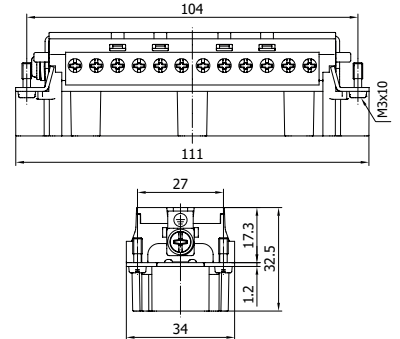
Number of Contacts	16P+E
Box Quantity	20
Material	Plastic




29025 MALE INSERT



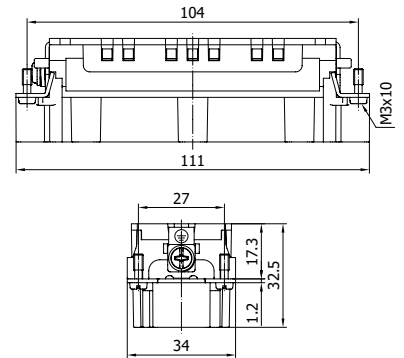
Number of Contacts	24P+E
Ampere	16
Protection Degree	-
Voltage	500 V
Terminal	Screw
Box Quantity	25
Material	PBT, %30 GF, V0




290252024 MALE INSERT



Number of Contacts	24P+E
Ampere	16
Protection Degree	-
Voltage	500 V
Terminal	Spring
Box Quantity	25
Material	PBT, %30 GF, V0

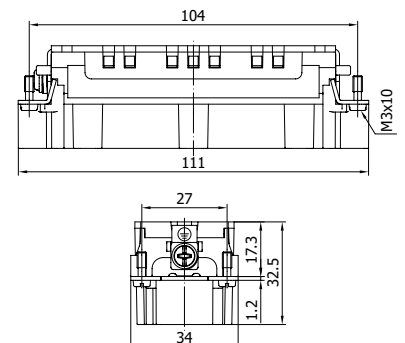


290253024 MALE INSERT



Number of Contacts	24P+E
Ampere	16
Protection Degree	-
Voltage	500 V
Terminal	Crimp
Box Quantity	25
Material	PBT, %30 GF, V0

Product Code	Cable Section
141061	0.14 mm ² - 0.37 mm ²
141062	0.50 mm ²
141063	0.75 mm ²
141064	1.00 mm ²
141065	1.50 mm ²
141066	2.50 mm ²
141067	3.00 mm ²
141068	4.00 mm ²



SUITABLE HOODS & HOUSINGS



HOOD TOP ENTRY

29165



HOOD
h 80 mm

29178



HOUSING
SURFACE MOUNTING
Double Entry
Single Latch

293725



HOOD SIDE ENTRY

29045




HOOD TOP ENTRY
For Single Latch

29374



HOOD
h 80 mm
For Single Latch

29377



HOUSING
BULKHEAD MOUNTING

29044S



HOOD SIDE ENTRY
For Single Latch

29373



HOUSING
BULKHEAD MOUNTING
Single Latch With Cover

29415S



HOUSING
SURFACE MOUNTING

29058S



HOUSING
BULKHEAD MOUNTING
Single Latch

29370S



HOUSING
SURFACE MOUNTING
Single Latch With Cover

29416S



HOUSING
SURFACE MOUNTING
Double Entry

29059S



HOUSING
SURFACE MOUNTING
Single Latch

29371S



HOUSING
SURFACE MOUNTING
Double Entry
Single Latch With Cover

29417S

For different color and / or different threads please prefix the standard product code from next table. For the products ending with "S" please add it at the end of newly created code. (E.g.: 29058-2305S)

Standard threads are underlined in red.



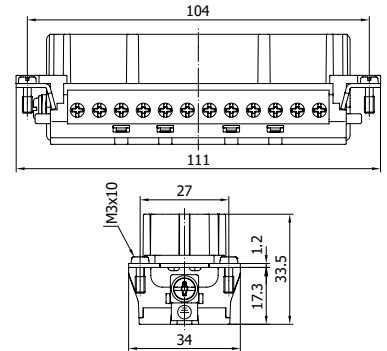
Thread Color	Material	Diameter
-2305	Aluminum Grey	M25
-2905	Aluminum Grey	N 3/4
-0604	Aluminum Black	PG 21
-2304	Aluminum Black	M 25
-2904	Aluminum Black	N 3/4

* Please contact us for cable entry and color options of 29178 and 29377

29024 FEMALE INSERT



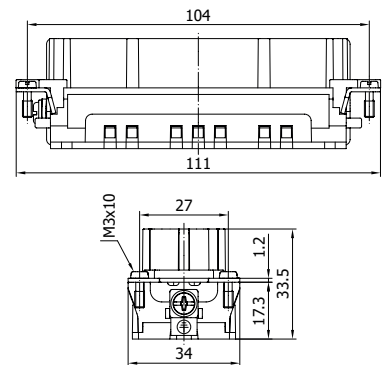
Number of Contacts	24P+E
Ampere	16
Protection Degree	-
Voltage	500 V
Terminal	Screw
Box Quantity	25
Material	PBT, %30 GF, V0



290242024 FEMALE INSERT



Number of Contacts	24P+E
Ampere	16
Protection Degree	-
Voltage	500 V
Terminal	Spring
Box Quantity	25
Material	PBT, %30 GF, V0

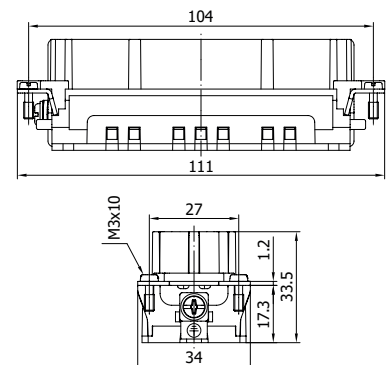


290243024 FEMALE INSERT



Number of Contacts	24P+E
Ampere	16
Protection Degree	-
Voltage	500 V
Terminal	Crimp
Box Quantity	25
Material	PBT, %30 GF, V0

Product Code	Cable Section
141051	0.14 mm ² - 0.37 mm ²
141052	0.50 mm ²
141053	0.75 mm ²
141054	1.00 mm ²
141055	1.50 mm ²
141056	2.50 mm ²
141057	3.00 mm ²
141058	4.00 mm ²



SUITABLE HOODS & HOUSINGS

	HOOD TOP ENTRY		HOOD h 80 mm		HOUSING SURFACE MOUNTING Single Latch
	HOOD SIDE ENTRY		HOOD h 80 mm With Latch & Seal		HOUSING SURFACE MOUNTING Double Entry Single Latch
	HOOD TOP ENTRY With Latch & Seal		HOOD TOP ENTRY For Single Latch		HOOD h 80 mm For Single Latch
	HOOD SIDE ENTRY With Latch & Seal		HOOD SIDE ENTRY For Single Latch		HOOD TOP ENTRY With Single Latch & Seal
	HOUSING BULKHEAD MOUNTING		HOOD TOP ENTRY With Single Latch & Seal		HOUSING BULKHEAD MOUNTING Single Latch With Cover
	HOUSING SURFACE MOUNTING		HOOD SIDE ENTRY With Single Latch & Seal		HOUSING SURFACE MOUNTING Single Latch With Cover
	HOUSING SURFACE MOUNTING Double Entry		HOUSING BULKHEAD MOUNTING Single Latch		HOUSING SURFACE MOUNTING Double Entry Single Latch With Cover


For different color and / or different threads please prefix the standard product code from next table. For the products ending with "S" please add it at the end of newly created code. (E.g.: 29058-2305S)

Standard threads are underlined in red.



Thread Color	Material	Diameter
-2305	Aluminum Grey	M25
-2905	Aluminum Grey	N 3/4
-0604	Aluminum Black	PG 21
-2304	Aluminum Black	M 25
-2904	Aluminum Black	N 3/4

* Please contact us for cable entry and color options of 29178 and 29377

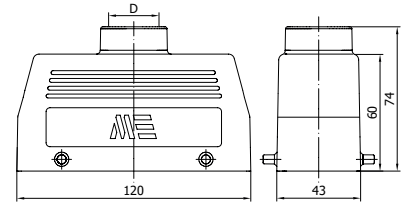


403119

HOOD WITH MALE INSERT

Top Entry

Number of Contacts	24P+E
Ampere	16
Protection Degree	IP65
Voltage	500 V
Terminal	Screw
Box Quantity	10
Material	Aluminum



D	Pg	M	NPT
	21	25	3/4"

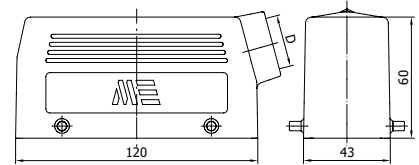


403043

HOOD WITH MALE INSERT

Side Entry

Number of Contacts	24P+E
Ampere	16
Protection Degree	IP65
Voltage	500 V
Terminal	Screw
Box Quantity	10
Material	Aluminum



D	Pg	M	NPT
	21	25	3/4"

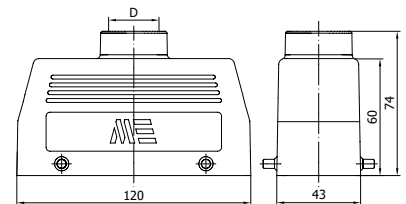


403120

HOOD WITH FEMALE INSERT

Top Entry

Number of Contacts	24P+E
Ampere	16
Protection Degree	IP65
Voltage	500 V
Terminal	Screw
Box Quantity	10
Material	Aluminum



D	Pg	M	NPT
	21	25	3/4"

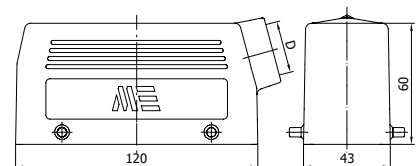


403042

HOOD WITH FEMALE INSERT

Side Entry

Number of Contacts	24P+E
Ampere	16
Protection Degree	IP65
Voltage	500 V
Terminal	Screw
Box Quantity	10
Material	Aluminum



D	Pg	M	NPT
	21	25	3/4"

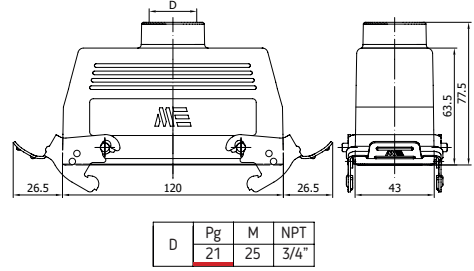



403121S

HOOD WITH FEMALE INSERT

Top Entry / With Latch & Seal

Number of Contacts	24P+E
Ampere	16
Protection Degree	IP65
Voltage	500 V
Terminal	Screw
Box Quantity	8
Material	Aluminum

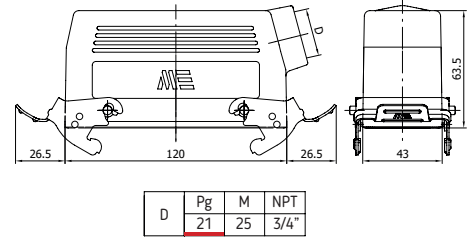


403045S

HOOD WITH FEMALE INSERT

Side Entry / With Latch & Seal

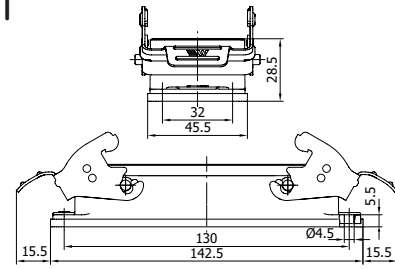

Number of Contacts	24P+E
Ampere	16
Protection Degree	IP65
Voltage	500 V
Terminal	Screw
Box Quantity	8
Material	Aluminum



403040S

HOUSING WITH FEMALE INSERT

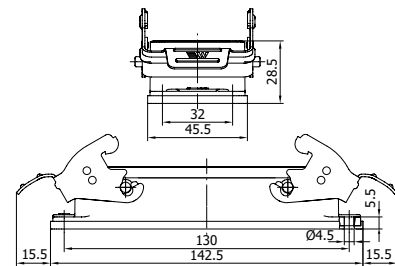
Number of Contacts	24P+E
Ampere	16
Protection Degree	IP65
Voltage	500 V
Terminal	Screw
Box Quantity	10
Material	Aluminum



403041S

HOUSING WITH MALE INSERT

Number of Contacts	24P+E
Ampere	16
Protection Degree	IP65
Voltage	500 V
Terminal	Screw
Box Quantity	10
Material	Aluminum





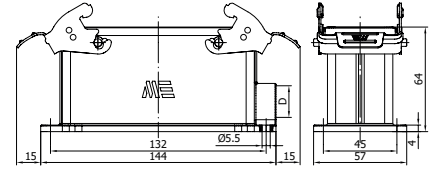
290585

29024

403046S

HOUSING WITH FEMALE INSERT / SURFACE MOUNTING

Number of Contacts	24P+E
Ampere	16
Protection Degree	IP65
Voltage	500 V
Terminal	Screw
Box Quantity	8
Material	Aluminum



D	Pg	M	NPT
	21	25	3/4"



290595

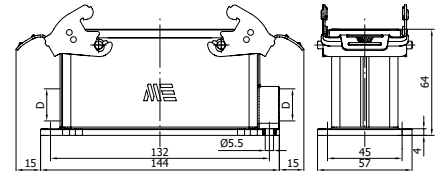
29024

403048S

HOUSING WITH FEMALE INSERT / SURFACE MOUNTING

Double Entry

Number of Contacts	24P+E
Ampere	16
Protection Degree	IP65
Voltage	500 V
Terminal	Screw
Box Quantity	8
Material	Aluminum



D	Pg	M	NPT
	21	25	3/4"



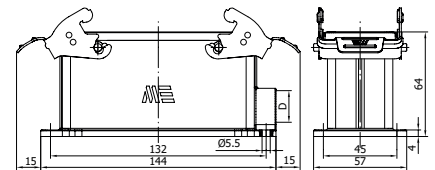
290585

29025

403047S

HOUSING WITH MALE INSERT / SURFACE MOUNTING

Number of Contacts	24P+E
Ampere	16
Protection Degree	IP65
Voltage	500 V
Terminal	Screw
Box Quantity	8
Material	Aluminum



D	Pg	M	NPT
	21	25	3/4"



290595

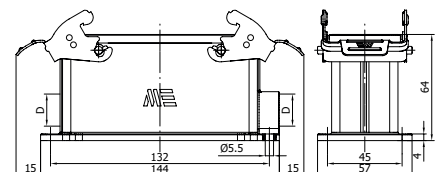
29025

403049S

HOUSING WITH MALE INSERT / SURFACE MOUNTING

Double Entry

Number of Contacts	24P+E
Ampere	16
Protection Degree	IP65
Voltage	500 V
Terminal	Screw
Box Quantity	8
Material	Aluminum



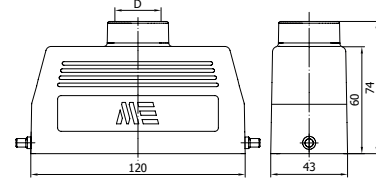
D	Pg	M	NPT
	21	25	3/4"




403540 HOOD WITH MALE INSERT

Top Entry

Number of Contacts	24P+E
Ampere	16
Protection Degree	IP65
Voltage	500 V
Terminal	Screw
Box Quantity	10
Material	Aluminum



D	Pg	M	NPT
	21	25	3/4"



29374

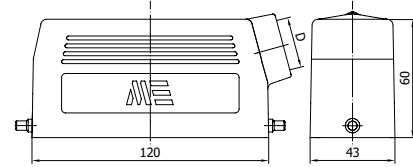
29025




403541 HOOD WITH MALE INSERT

Side Entry

Number of Contacts	24P+E
Ampere	16
Protection Degree	IP65
Voltage	500 V
Terminal	Screw
Box Quantity	10
Material	Aluminum



D	Pg	M	NPT
	21	25	3/4"



29373

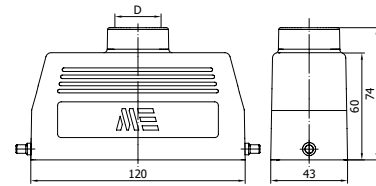
29025



403542 HOOD WITH FEMALE INSERT

Top Entry

Number of Contacts	24P+E
Ampere	16
Protection Degree	IP65
Voltage	500 V
Terminal	Screw
Box Quantity	10
Material	Aluminum



D	Pg	M	NPT
	21	25	3/4"



29374

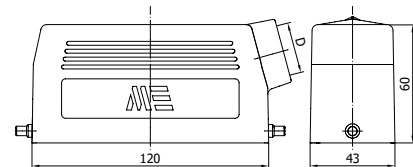
29024



403543 HOOD WITH FEMALE INSERT

Side Entry

Number of Contacts	24P+E
Ampere	16
Protection Degree	IP65
Voltage	500 V
Terminal	Screw
Box Quantity	10
Material	Aluminum



D	Pg	M	NPT
	21	25	3/4"



29373

29024

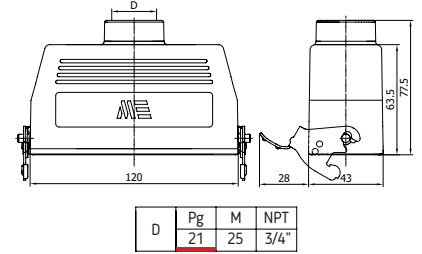


403544S

HOOD WITH FEMALE INSERT

Top Entry / With Single Latch & Seal

Number of Contacts	24P+E
Ampere	16
Protection Degree	IP65
Voltage	500 V
Terminal	Screw
Box Quantity	6
Material	Aluminum

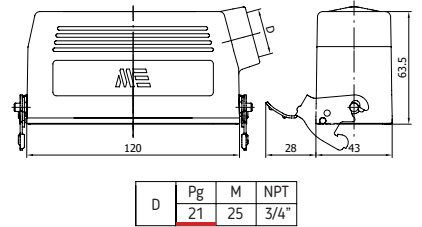


403545S

HOOD WITH FEMALE INSERT

Side Entry / With Single Latch & Seal

Number of Contacts	24P+E
Ampere	16
Protection Degree	IP65
Voltage	500 V
Terminal	Screw
Box Quantity	8
Material	Aluminum

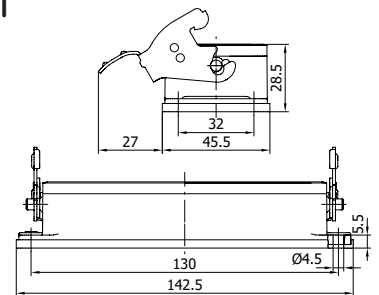


403546S

HOUSING WITH FEMALE INSERT

Single Latch

Number of Contacts	24P+E
Ampere	16
Protection Degree	IP65
Voltage	500 V
Terminal	Screw
Box Quantity	10
Material	Aluminum

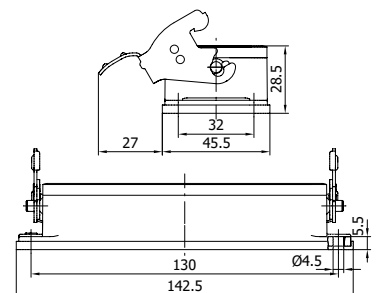


403547S

HOUSING WITH MALE INSERT

Single Latch

Number of Contacts	24P+E
Ampere	16
Protection Degree	IP65
Voltage	500 V
Terminal	Screw
Box Quantity	10
Material	Aluminum



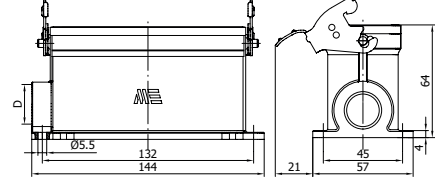


403548S


HOUSING WITH FEMALE INSERT / SURFACE MOUNTING

Single Latch

Number of Contacts	24P+E
Ampere	16
Protection Degree	IP65
Voltage	500 V
Terminal	Screw
Box Quantity	8
Material	Aluminum



D	Pg	M	NPT
	21	25	3/4"



29371S

29024

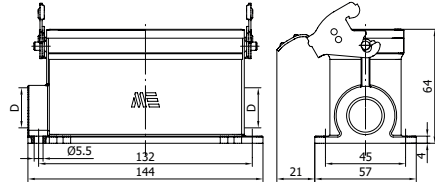


403550S

HOUSING WITH FEMALE INSERT / SURFACE MOUNTING

Double Entry / Single Latch

Number of Contacts	24P+E
Ampere	16
Protection Degree	IP65
Voltage	500 V
Terminal	Screw
Box Quantity	8
Material	Aluminum



D	Pg	M	NPT
	21	25	3/4"



29372S

29024

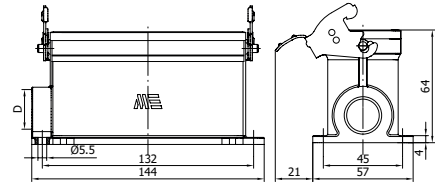


403549S


HOUSING WITH MALE INSERT / SURFACE MOUNTING

Single Latch

Number of Contacts	24P+E
Ampere	16
Protection Degree	IP65
Voltage	500 V
Terminal	Screw
Box Quantity	8
Material	Aluminum



D	Pg	M	NPT
	21	25	3/4"



29371S

29025

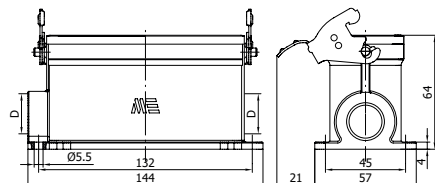


403551S

HOUSING WITH MALE INSERT / SURFACE MOUNTING

Double Entry / Single Latch

Number of Contacts	24P+E
Ampere	16
Protection Degree	IP65
Voltage	500 V
Terminal	Screw
Box Quantity	8
Material	Aluminum



D	Pg	M	NPT
	21	25	3/4"



29372S

29025

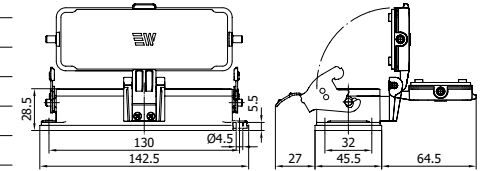


403730S

HOUSING WITH FEMALE INSERT / SURFACE MOUNTING

Single Latch With Cover

Number of Contacts	24P+E
Ampere	16
Protection Degree	IP65
Voltage	500 V
Terminal	Screw
Box Quantity	10
Material	Aluminum

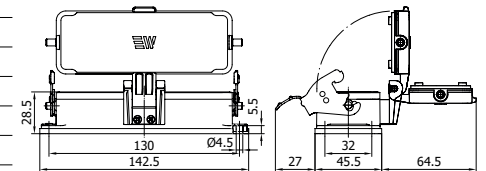


403731S

HOUSING WITH MALE INSERT

Single Latch With Cover

Number of Contacts	24P+E
Ampere	16
Protection Degree	IP65
Voltage	500 V
Terminal	Screw
Box Quantity	10
Material	Aluminum

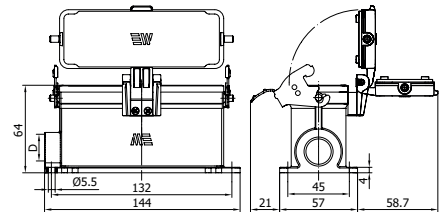


403732S

HOUSING WITH FEMALE INSERT / SURFACE MOUNTING

Single Latch With Cover

Number of Contacts	24P+E
Ampere	16
Protection Degree	IP65
Voltage	500 V
Terminal	Screw
Box Quantity	8
Material	Aluminum



D	Pg	M	NPT
	21	25	3/4"

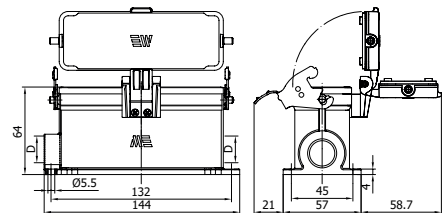


403734S

HOUSING WITH FEMALE INSERT / SURFACE MOUNTING

Double Entry / Single Latch With Cover

Number of Contacts	24P+E
Ampere	16
Protection Degree	IP65
Voltage	380 - 415 V
Terminal	Screw
Box Quantity	8
Material	Aluminum



D	Pg	M	NPT
	21	25	3/4"

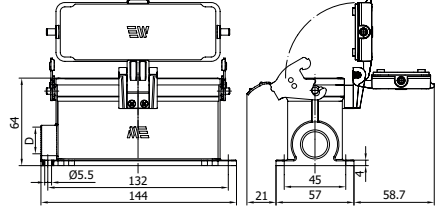


403733S

HOUSING WITH MALE INSERT / SURFACE MOUNTING

Single Latch With Cover

Number of Contacts	24P+E
Ampere	16
Protection Degree	IP65
Voltage	500 V
Terminal	Screw
Box Quantity	8
Material	Aluminum



D	Pg	M	NPT
	21	25	3/4"

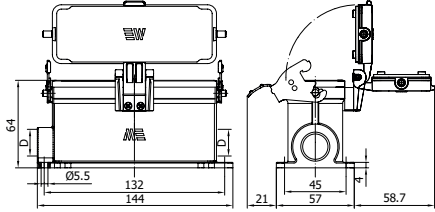


403735S

HOUSING WITH MALE INSERT / SURFACE MOUNTING

Single Latch With Cover

Number of Contacts	24P+E
Ampere	16
Protection Degree	IP65
Voltage	500 V
Terminal	Screw
Box Quantity	8
Material	Aluminum



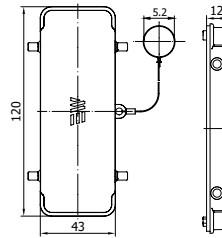
D	Pg	M	NPT
	21	25	3/4"

29652

COVER FOR HOUSING



Number of Contacts	24P+E
Box Quantity	40
Material	Plastic



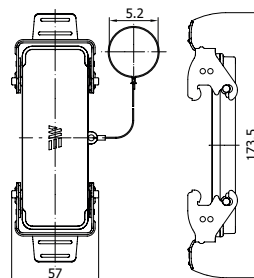
29655S

COVER FOR HOOD

With Latch & Seal



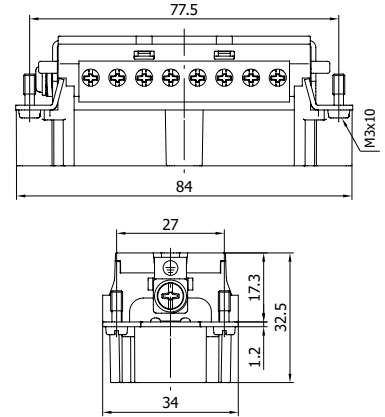
Number of Contacts	24P+E
Box Quantity	20
Material	Plastic



29023 / 29027 MALE INSERT



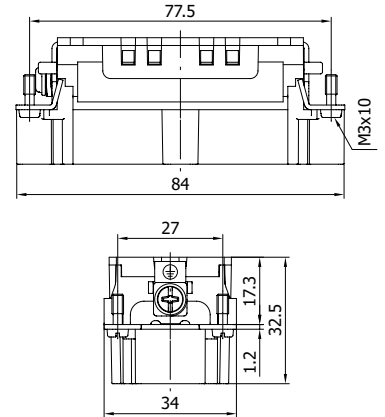
Number of Contacts	32P+E
Ampere	16
Protection Degree	-
Voltage	500 V
Terminal	Screw
Box Quantity	30
Material	PBT, %30 GF, V0



290232016 / 290272032 MALE INSERT



Number of Contacts	32P+E
Ampere	16
Protection Degree	-
Voltage	500 V
Terminal	Spring
Box Quantity	30
Material	PBT, %30 GF, V0

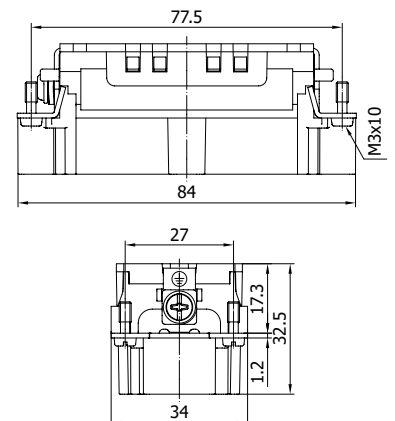


290233016 / 290273032 MALE INSERT




Number of Contacts	32P+E
Ampere	16
Protection Degree	-
Voltage	500 V
Terminal	Crimp
Box Quantity	30
Material	PBT, %30 GF, V0

Product Code	Cable Section
141061	0.14 mm ² - 0.37 mm ²
141062	0.50 mm ²
141063	0.75 mm ²
141064	1.00 mm ²
141065	1.50 mm ²
141066	2.50 mm ²
141067	3.00 mm ²
141068	4.00 mm ²



SUITABLE HOODS & HOUSINGS




HOOD TOP ENTRY

29060



HOOD SIDE ENTRY

29061



HOUSING
BULKHEAD MOUNTING

29046S



HOUSING
SURFACE MOUNTING

29081S

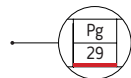


HOUSING
SURFACE MOUNTING
Double Entry

29082S

For different color and / or different threads please prefix the standard product code from next table. For the products ending with "S" please add it at the end of newly created code. (E.g.: 29081-2405S)

Standard threads are underlined in red.

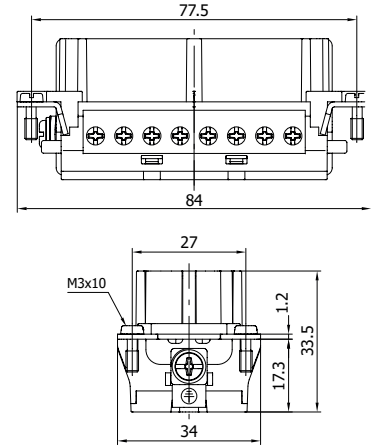


Thread Color	Material	Diameter
-2405	Aluminum Grey	M 32
-2505	Aluminum Grey	M 40
-2805	Aluminum Grey	N 1
-2905	Aluminum Grey	N 3/4
-0604	Aluminum Black	PG 21
-0704	Aluminum Black	PG 29
-2404	Aluminum Black	M 32
-2504	Aluminum Black	M 40
-2804	Aluminum Black	N 1
-2904	Aluminum Black	N 3/4

29022 / 29026 FEMALE INSERT



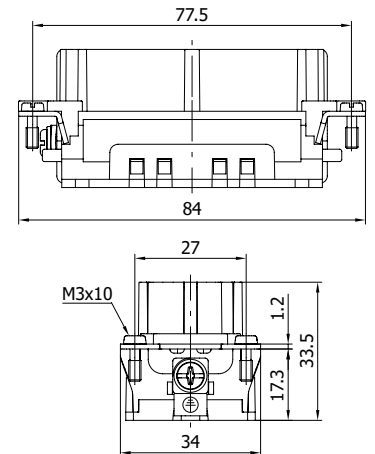
Number of Contacts	32P+E
Ampere	16
Protection Degree	-
Voltage	500 V
Terminal	Screw
Box Quantity	30
Material	PBT, %30 GF, V0



290222016 / 290262032 FEMALE INSERT



Number of Contacts	32P+E
Ampere	16
Protection Degree	-
Voltage	500 V
Terminal	Spring
Box Quantity	30
Material	PBT, %30 GF, V0

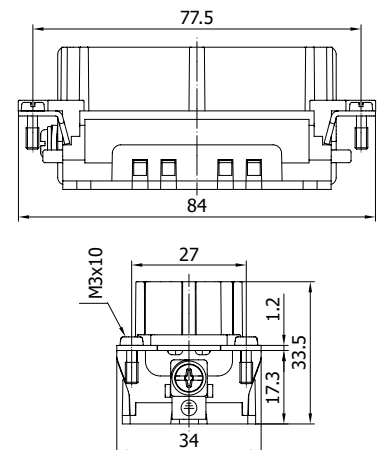


290223016 / 290263032 FEMALE INSERT










Number of Contacts	32P+E
Ampere	16
Protection Degree	-
Voltage	500 V
Terminal	Crimp
Box Quantity	30
Material	PBT, %30 GF, V0

Product Code	Cable Section
141051	0.14 mm ² - 0.37 mm ²
141052	0.50 mm ²
141053	0.75 mm ²
141054	1.00 mm ²
141055	1.50 mm ²
141056	2.50 mm ²
141057	3.00 mm ²
141058	4.00 mm ²



SUITABLE HOODS & HOUSINGS


	HOOD TOP ENTRY		HOOD SIDE ENTRY		HOOD TOP ENTRY With Latch & Seal
29060		29061		29062S	
	HOOD SIDE ENTRY With Latch & Seal		HOUSING BULKHEAD MOUNTING		HOUSING SURFACE MOUNTING
29063S		29046S		29081S	
	HOUSING SURFACE MOUNTING Double Entry				
29082S					

For different color and / or different threads please prefix the standard product code from next table. For the products ending with "S" please add it at the end of newly created code. (E.g.: 29081-2405S)

Standard threads are underlined in red.



Thread Color	Material	Diameter
-2405	Aluminum Grey	M 32
-2505	Aluminum Grey	M 40
-2805	Aluminum Grey	N 1
-2905	Aluminum Grey	N 3/4
-0604	Aluminum Black	PG 21
-0704	Aluminum Black	PG 29
-2404	Aluminum Black	M 32
-2504	Aluminum Black	M 40
-2804	Aluminum Black	N 1
-2904	Aluminum Black	N 3/4

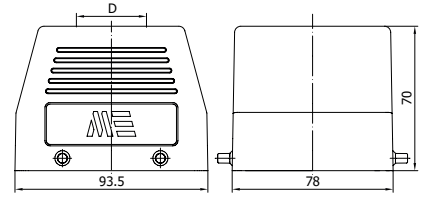


403054


HOOD WITH MALE INSERT

Top Entry

Number of Contacts	32P+E
Ampere	16
Protection Degree	IP65
Voltage	500 V
Terminal	Screw
Box Quantity	6
Material	Aluminum



D	Pg	M	M	NPT
	29	32	40	1"

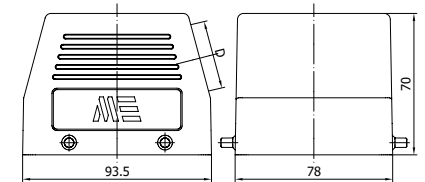


403055


HOOD WITH MALE INSERT

Side Entry

Number of Contacts	32P+E
Ampere	16
Protection Degree	IP65
Voltage	500 V
Terminal	Screw
Box Quantity	6
Material	Aluminum



D	Pg	M	M	NPT
	29	32	40	1"

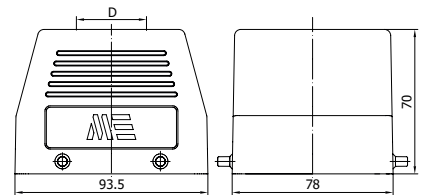


403052


HOOD WITH FEMALE INSERT

Top Entry

Number of Contacts	32P+E
Ampere	16
Protection Degree	IP65
Voltage	500 V
Terminal	Screw
Box Quantity	6
Material	Aluminum



D	Pg	M	M	NPT
	29	32	40	1"

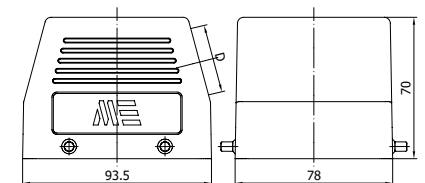


403053

HOOD WITH FEMALE INSERT

Side Entry

Number of Contacts	32P+E
Ampere	16
Protection Degree	IP65
Voltage	500 V
Terminal	Screw
Box Quantity	6
Material	Aluminum




D	Pg	M	M	NPT
	29	32	40	1"



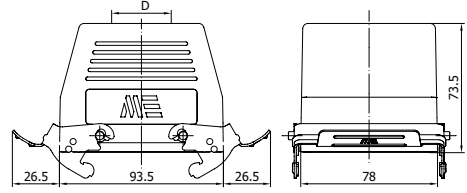
403056S

HOOD WITH FEMALE INSERT

Top Entry / With Latch & Seal



Number of Contacts	32P+E
Ampere	16
Protection Degree	IP65
Voltage	380 - 415 V
Terminal	Screw
Box Quantity	4
Material	Aluminum




D	Pg	M	M	NPT
	29	32	40	1"



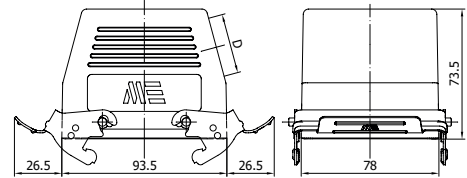
403057S

HOOD WITH FEMALE INSERT

Side Entry / With Latch & Seal



Number of Contacts	32P+E
Ampere	16
Protection Degree	IP65
Voltage	500 V
Terminal	Screw
Box Quantity	4
Material	Aluminum




D	Pg	M	M	NPT
	29	32	40	1"

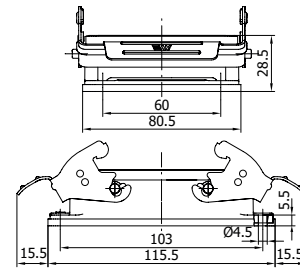


403050S

HOUSING WITH FEMALE INSERT




Number of Contacts	32P+E
Ampere	16
Protection Degree	IP65
Voltage	500 V
Terminal	Screw
Box Quantity	8
Material	Aluminum

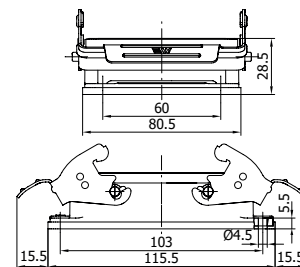



403051S

HOUSING WITH MALE INSERT



Number of Contacts	32P+E
Ampere	16
Protection Degree	IP65
Voltage	500 V
Terminal	Screw
Box Quantity	8
Material	Aluminum

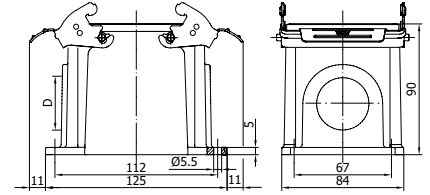





403081S

HOUSING WITH FEMALE INSERT / SURFACE MOUNTING

Number of Contacts	32P+E
Ampere	16
Protection Degree	IP65
Voltage	500 V
Terminal	Screw
Box Quantity	4
Material	Aluminum



D	Pg	M	M	NPT
29	32	40	1"	

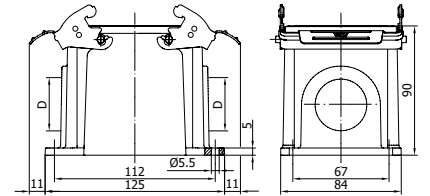


403083S


HOUSING WITH FEMALE INSERT / SURFACE MOUNTING

Double Entry

Number of Contacts	32P+E
Ampere	16
Protection Degree	IP65
Voltage	500 V
Terminal	Screw
Box Quantity	4
Material	Aluminum



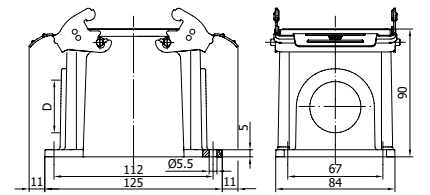
D	Pg	M	M	NPT
29	32	40	1"	




403082S

HOUSING WITH MALE INSERT / SURFACE MOUNTING

Number of Contacts	32P+E
Ampere	16
Protection Degree	IP65
Voltage	500 V
Terminal	Screw
Box Quantity	4
Material	Aluminum



D	Pg	M	M	NPT
29	32	40	1"	

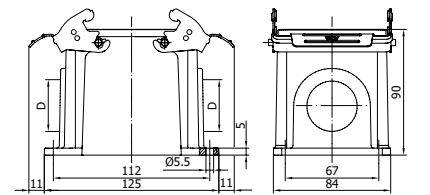


403084S

HOUSING WITH MALE INSERT / SURFACE MOUNTING

Double Entry

Number of Contacts	32P+E
Ampere	16
Protection Degree	IP65
Voltage	500 V
Terminal	Screw
Box Quantity	4
Material	Aluminum



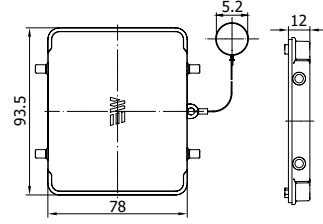
D	Pg	M	M	NPT
29	32	40	1"	

29660

COVER FOR HOUSING



Number of Contacts	32P+E
Box Quantity	30
Material	Plastic



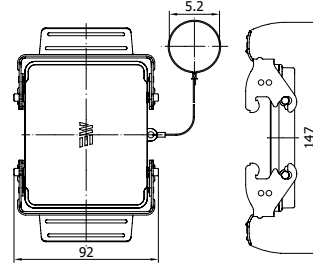
29662S

COVER FOR HOOD

With Latch & Seal



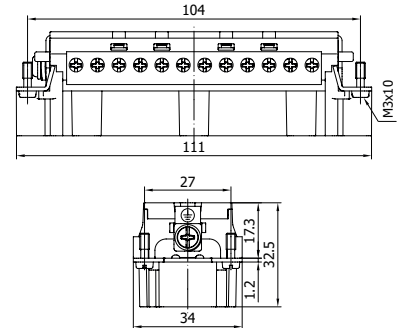
Number of Contacts	32P+E
Box Quantity	10
Material	Plastic



29025 / 29029 MALE INSERT



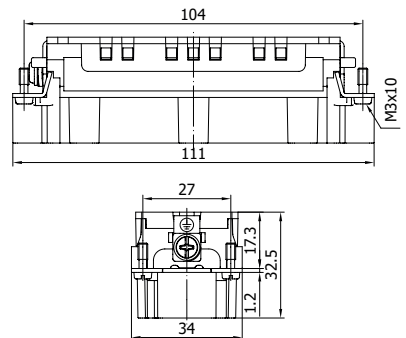
Number of Contacts	48P+E
Ampere	16
Protection Degree	-
Voltage	500 V
Terminal	Screw
Box Quantity	25
Material	PBT, %30 GF, V0



290252024 / 290292048 MALE INSERT



Number of Contacts	48P+E
Ampere	16
Protection Degree	-
Voltage	500 V
Terminal	Spring
Box Quantity	25
Material	PBT, %30 GF, V0

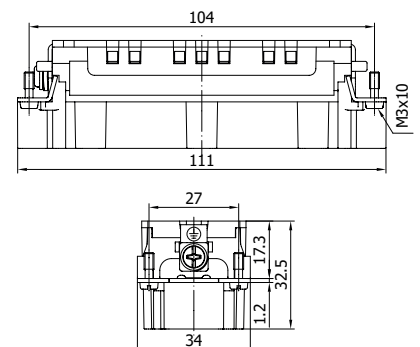


290253024 / 290293048 MALE INSERT













Number of Contacts	48P+E
Ampere	16
Protection Degree	-
Voltage	500 V
Terminal	Crimp
Box Quantity	25
Material	PBT, %30 GF, V0

Product Code	Cable Section
141061	0.14 mm ² - 0.37 mm ²
141062	0.50 mm ²
141063	0.75 mm ²
141064	1.00 mm ²
141065	1.50 mm ²
141066	2.50 mm ²
141067	3.00 mm ²
141068	4.00 mm ²



SUITABLE HOODS & HOUSINGS

	HOOD TOP ENTRY		HOOD SIDE ENTRY		HOUSING BULKHEAD MOUNTING
29065		29066		29048S	
	HOUSING SURFACE MOUNTING		HOUSING SURFACE MOUNTING Double Entry		HOOD Top Entry For Single Latch
29083S		29084S		29094	
	HOOD SIDE ENTRY For Single Latch		HOUSING With Single Latch		HOUSING With Single Latch
29093		29090S		29091S	
	HOUSING Double Entry With Single Latch				
29092S					

For different color and / or different threads please prefix the standard product code from next table. For the products ending with "S" please add it at the end of newly created code. (E.g.: 29083-0605S)

Standard threads are underlined in red.

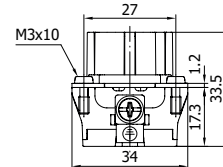
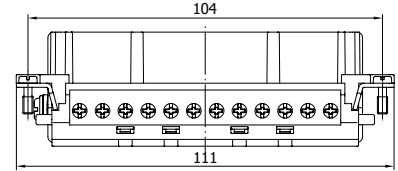


Thread Color	Material	Diameter
-0605	Aluminum Grey	PG 21
-0805	Aluminum Grey	PG 36
-2405	Aluminum Grey	M 32
-2505	Aluminum Grey	M 40
-2605	Aluminum Grey	M 50
-2805	Aluminum Grey	N 1
-0704	Aluminum Black	PG 29
-0604	Aluminum Black	PG 21
-0804	Aluminum Black	PG 36
-2404	Aluminum Black	M 32
-2504	Aluminum Black	M 40
-2604	Aluminum Black	M 50
-2804	Aluminum Black	N 1

29024 / 29028 FEMALE INSERT



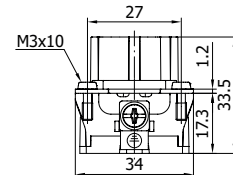
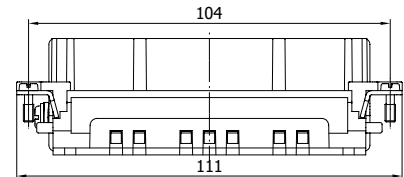
Number of Contacts	48P+E
Ampere	16
Protection Degree	-
Voltage	500 V
Terminal	Screw
Box Quantity	25
Material	PBT, %30 GF, V0



290242024 / 290282048 FEMALE INSERT



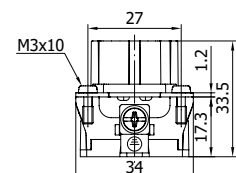
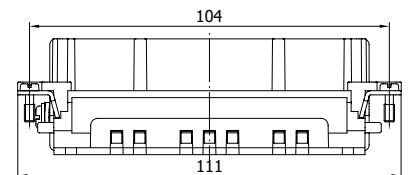
Number of Contacts	48P+E
Ampere	16
Protection Degree	-
Voltage	500 V
Terminal	Spring
Box Quantity	25
Material	PBT, %30 GF, V0



290243024 / 290283048 FEMALE INSERT

















Number of Contacts	48P+E
Ampere	16
Protection Degree	-
Voltage	500 V
Terminal	Crimp
Box Quantity	25
Material	PBT, %30 GF, V0



Product Code	Cable Section
141051	0.14 mm ² - 0.37 mm ²
141052	0.50 mm ²
141053	0.75 mm ²
141054	1.00 mm ²
141055	1.50 mm ²
141056	2.50 mm ²
141057	3.00 mm ²
141058	4.00 mm ²



SUITABLE HOODS & HOUSINGS

	HOOD TOP ENTRY		HOOD SIDE ENTRY		HOOD TOP ENTRY With Latch & Seal
29065		29066		29067S	
	HOOD SIDE ENTRY With Latch & Seal		HOUSING BULKHEAD MOUNTING		HOUSING SURFACE MOUNTING
29068S		29048S		29083S	
	HOUSING SURFACE MOUNTING Double Entry		HOOD TOP ENTRY For Single Latch		HOOD SIDE ENTRY For Single Latch
29084S		29094		29093	
	HOOD TOP ENTRY With Single Latch & Seal		HOOD SIDE ENTRY With Single Latch & Seal		HOUSING BULKHEAD MOUNTING With Single Latch
29096S		29095S		29090S	
	HOUSING SURFACE MOUNTING With Single Latch		HOUSING SURFACE MOUNTING Double Entry With Single Latch		
29091S		29092S			

For different color and / or different threads please prefix the standard product code from next table. For the products ending with "S" please add it at the end of newly created code. (E.g.: 29083-0605S)

Standard threads are underlined in red.



Thread Color	Material	Diameter
<u>-0605</u>	Aluminum Grey	PG 21
<u>-0805</u>	Aluminum Grey	PG 36
<u>-2405</u>	Aluminum Grey	M 32
<u>-2505</u>	Aluminum Grey	M 40
<u>-2605</u>	Aluminum Grey	M 50
<u>-2805</u>	Aluminum Grey	N 1
<u>-0704</u>	Aluminum Black	PG 29
<u>-0604</u>	Aluminum Black	PG 21
<u>-0804</u>	Aluminum Black	PG 36
<u>-2404</u>	Aluminum Black	M 32
<u>-2504</u>	Aluminum Black	M 40
<u>-2604</u>	Aluminum Black	M 50
<u>-2804</u>	Aluminum Black	N 1

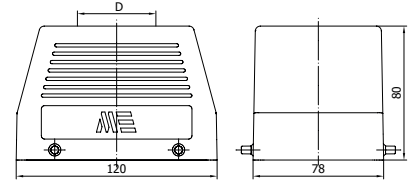


403064

HOOD WITH MALE INSERT

Top Entry

Number of Contacts	48P+E
Ampere	16
Protection Degree	IP65
Voltage	500 V
Terminal	Screw
Box Quantity	4
Material	Aluminum



D	Pg	Pg	M	M	NPT
	29	36	40	50	1"

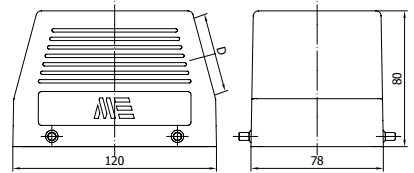


403065

HOOD WITH MALE INSERT

Side Entry

Number of Contacts	48P+E
Ampere	16
Protection Degree	IP65
Voltage	500 V
Terminal	Screw
Box Quantity	4
Material	Aluminum



D	Pg	Pg	M	M	NPT
	29	36	40	50	1"

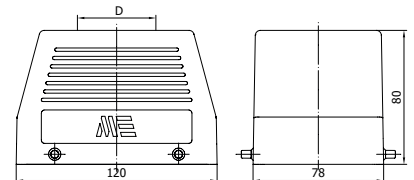


403062

HOOD WITH FEMALE INSERT

Top Entry

Number of Contacts	48P+E
Ampere	16
Protection Degree	IP65
Voltage	500 V
Terminal	Screw
Box Quantity	4
Material	Aluminum



D	Pg	Pg	M	M	NPT
	29	36	40	50	1"

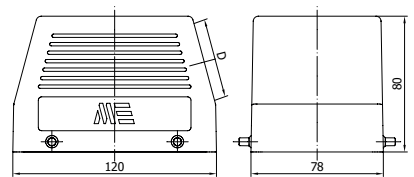


403063

HOOD WITH FEMALE INSERT

Side Entry

Number of Contacts	48P+E
Ampere	16
Protection Degree	IP65
Voltage	500 V
Terminal	Screw
Box Quantity	4
Material	Aluminum




D	Pg	Pg	M	M	NPT
	29	36	40	50	1"



403066S

HOOD WITH FEMALE INSERT

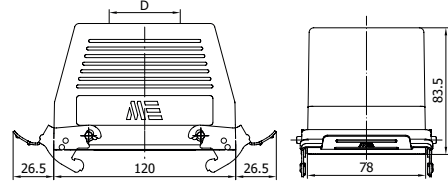
Top Entry / With Latch & Seal



29067S

29024 / 29028

Number of Contacts	48P+E
Ampere	16
Protection Degree	IP65
Voltage	500 V
Terminal	Screw
Box Quantity	4
Material	Aluminum




D	Pg	Pg	M	M	NPT
	29	36	40	50	1"



403067S

HOOD WITH FEMALE INSERT

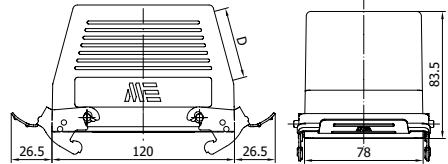
Side Entry / With Latch & Seal



29068S

29024 / 29028

Number of Contacts	48P+E
Ampere	16
Protection Degree	IP65
Voltage	500 V
Terminal	Screw
Box Quantity	4
Material	Aluminum




D	Pg	Pg	M	M	NPT
	29	36	40	50	1"



403060S

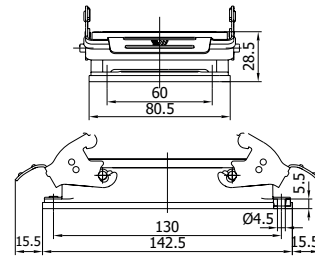
HOUSING WITH FEMALE INSERT



29048S

29024 / 29028

Number of Contacts	48P+E
Ampere	16
Protection Degree	IP65
Voltage	500 V
Terminal	Screw
Box Quantity	8
Material	Aluminum



403061S

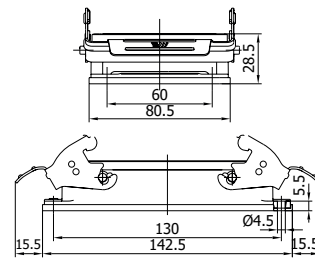
HOUSING WITH MALE INSERT




29048S

29025 / 29029

Number of Contacts	48P+E
Ampere	16
Protection Degree	IP65
Voltage	500 V
Terminal	Screw
Box Quantity	8
Material	Aluminum

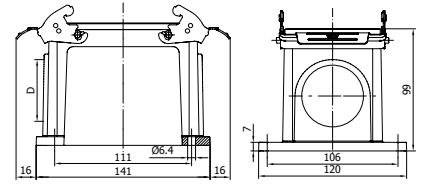





403085S

HOUSING WITH FEMALE INSERT / SURFACE MOUNTING

Number of Contacts	48P+E
Ampere	16
Protection Degree	IP65
Voltage	500 V
Terminal	Screw
Box Quantity	3
Material	Aluminum



D	Pg	Pg	M	M	NPT
	29	36	40	50	1"

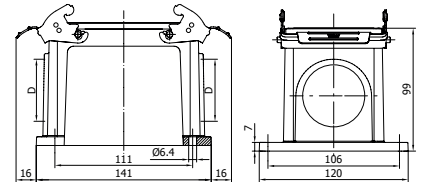


403087S


HOUSING WITH FEMALE INSERT / SURFACE MOUNTING

Double Entry

Number of Contacts	48P+E
Ampere	16
Protection Degree	IP65
Voltage	500 V
Terminal	Screw
Box Quantity	3
Material	Aluminum



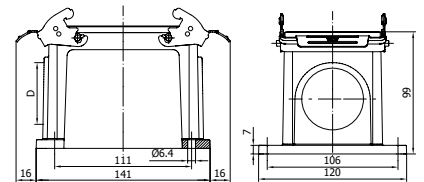
D	Pg	Pg	M	M	NPT
	29	36	40	50	1"




403086S

HOUSING WITH MALE INSERT / SURFACE MOUNTING

Number of Contacts	48P+E
Ampere	16
Protection Degree	IP65
Voltage	500 V
Terminal	Screw
Box Quantity	3
Material	Aluminum



D	Pg	Pg	M	M	NPT
	29	36	40	50	1"

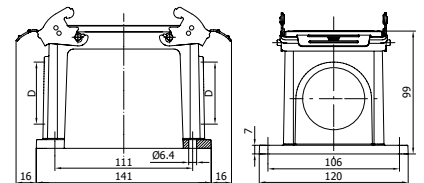


403088S

HOUSING WITH MALE INSERT / SURFACE MOUNTING

Double Entry

Number of Contacts	48P+E
Ampere	16
Protection Degree	IP65
Voltage	500 V
Terminal	Screw
Box Quantity	3
Material	Aluminum



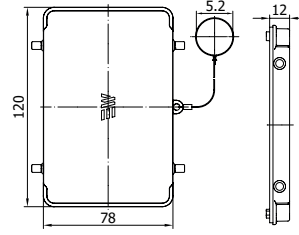
D	Pg	Pg	M	M	NPT
	29	36	40	50	1"



29661

COVER FOR HOUSING

Number of Contacts	48P+E
Box Quantity	20
Material	Plastic

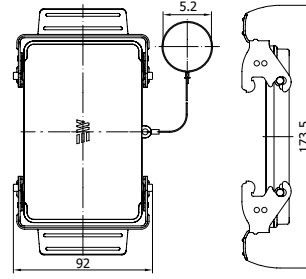


29663S


COVER FOR HOOD

With Latch & Seal

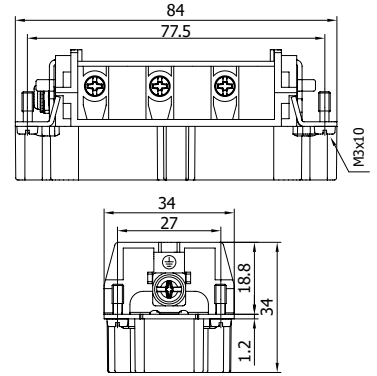
Number of Contacts	48P+E
Box Quantity	10
Material	Plastic


















29125 MALE INSERT



Number of Contacts	6P+E
Ampere	35
Protection Degree	-
Voltage	400 - 690 V
Terminal	Screw
Box Quantity	30
Material	PBT, %30 GF, V0



SUITABLE HOODS & HOUSINGS

 29155	HOOD TOP ENTRY	 29176	HOOD h 80 mm	 293625	HOUSING SURFACE MOUNTING Double Entry Single Latch
 29043	HOOD SIDE ENTRY	 29364	HOOD TOP ENTRY For Single Latch	 29367	HOOD h 80 mm For Single Latch
 29042S	HOUSING BULKHEAD MOUNTING	 29363	HOOD SIDE ENTRY For Single Latch	 29410S	HOUSING BULKHEAD MOUNTING Single Latch With Cover
 29056S	HOUSING SURFACE MOUNTING	 29360S	HOUSING BULKHEAD MOUNTING Single Latch	 29411S	HOUSING SURFACE MOUNTING Single Latch With Cover
 29057S	HOUSING SURFACE MOUNTING Double Entry	 29361S	HOUSING SURFACE MOUNTING Single Latch	 29412S	HOUSING SURFACE MOUNTING Double Entry Single Latch With Cover

For different color and / or different threads please prefix the standard product code from next table. For the products ending with "S" please add it at the end of newly created code. (E.g.: 29362-2305S)

Standard threads are underlined in red.



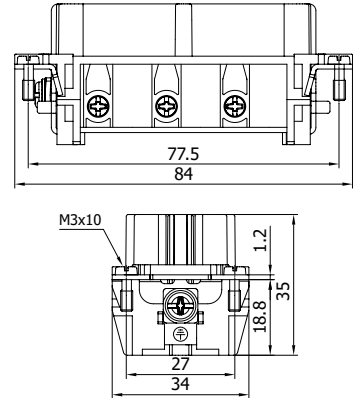
Thread Color	Material	Diameter
-2305	Aluminum Grey	M25
-2905	Aluminum Grey	N 3/4
-0604	Aluminum Black	PG 21
-2304	Aluminum Black	M 25
-2904	Aluminum Black	N 3/4

* Please contact us for cable entry and color options of 29176 and 29367



29124 FEMALE INSERT



Number of Contacts	6P+E
Ampere	35
Protection Degree	-
Voltage	400 - 690 V
Terminal	Screw
Box Quantity	30
Material	PBT, %30 GF, V0



SUITABLE HOODS & HOUSINGS

 29155	HOOD TOP ENTRY	 29176	HOOD h 80 mm	 29361S	HOUSING SURFACE MOUNTING Single Latch
 29043	HOOD SIDE ENTRY	 29177S	HOOD h 80 mm With Latch & Seal	 29362S	HOUSING SURFACE MOUNTING Double Entry Single Latch
 29160S	HOOD TOP ENTRY With Latch & Seal	 29364	HOOD TOP ENTRY For Single Latch	 29367	HOOD h 80 mm For Single Latch
 29050S	HOOD SIDE ENTRY With Latch & Seal	 29363	HOOD SIDE ENTRY For Single Latch	 29368S	HOOD h 80 mm With Single Latch & Seal
 29042S	HOUSING BULKHEAD MOUNTING	 29366S	HOOD TOP ENTRY With Single Latch & Seal	 29410S	HOUSING BULKHEAD MOUNTING Single Latch With Cover
 29056S	HOUSING SURFACE MOUNTING	 29365S	HOOD SIDE ENTRY With Single Latch & Seal	 29411S	HOUSING SURFACE MOUNTING Single Latch With Cover
 29057S	HOUSING SURFACE MOUNTING Double Entry	 29360S	HOUSING BULKHEAD MOUNTING Single Latch	 29412S	HOUSING SURFACE MOUNTING Double Entry Single Latch With Cover

For different color and / or different threads please prefix the standard product code from next table. For the products ending with "S" please add it at the end of newly created code. (E.g.: 29362-2305S)

Standard threads are underlined in red.



Thread Color	Material	Diameter
-2305	Aluminum Grey	M25
-2905	Aluminum Grey	N 3/4
-0604	Aluminum Black	PG 21
-2304	Aluminum Black	M 25
-2904	Aluminum Black	N 3/4

* Please contact us for cable entry and color options of 29176, 29367 and 29368S

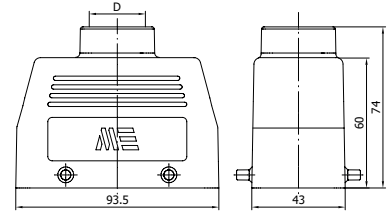


403123

HOOD WITH MALE INSERT

Top Entry

Number of Contacts	6P+E
Ampere	35
Protection Degree	IP65
Voltage	400 - 690 V
Terminal	Screw
Box Quantity	12
Material	Aluminum



D	Pg	M	NPT
	21	25	3/4"

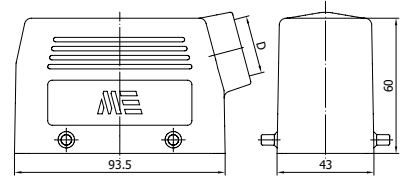


403103

HOOD WITH MALE INSERT

Side Entry

Number of Contacts	6P+E
Ampere	35
Protection Degree	IP65
Voltage	400 - 690 V
Terminal	Screw
Box Quantity	12
Material	Aluminum



D	Pg	M	NPT
	21	25	3/4"

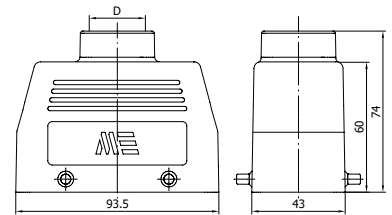


403122

HOOD WITH FEMALE INSERT

Top Entry

Number of Contacts	6P+E
Ampere	35
Protection Degree	IP65
Voltage	400 - 690 V
Terminal	Screw
Box Quantity	12
Material	Aluminum



D	Pg	M	NPT
	21	25	3/4"

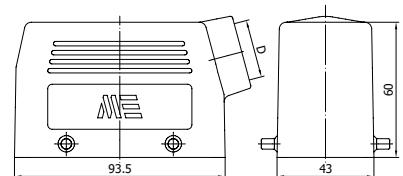


403102

HOOD WITH FEMALE INSERT

Side Entry

Number of Contacts	6P+E
Ampere	35
Protection Degree	IP65
Voltage	400 - 690 V
Terminal	Screw
Box Quantity	12
Material	Aluminum



D	Pg	M	NPT
	21	25	3/4"


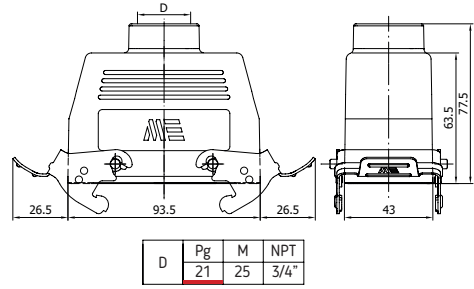


403124S

HOOD WITH FEMALE INSERT

Top Entry / With Latch & Seal

Number of Contacts	6P+E
Ampere	35
Protection Degree	IP65
Voltage	400 - 690 V
Terminal	Screw
Box Quantity	8
Material	Aluminum


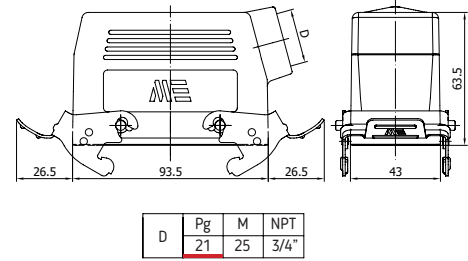


403105S

HOOD WITH FEMALE INSERT

Side Entry / With Latch & Seal

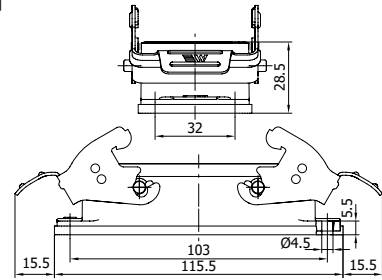
Number of Contacts	6P+E
Ampere	35
Protection Degree	IP65
Voltage	400 - 690 V
Terminal	Screw
Box Quantity	10
Material	Aluminum



403100S

HOUSING WITH FEMALE INSERT

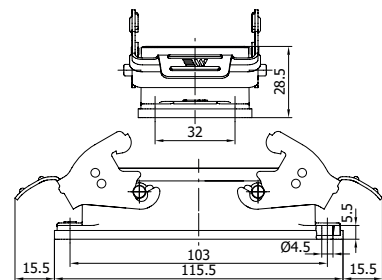
Number of Contacts	6P+E
Ampere	35
Protection Degree	IP65
Voltage	400 - 690 V
Terminal	Screw
Box Quantity	12
Material	Aluminum



403101S

HOUSING WITH MALE INSERT

Number of Contacts	6P+E
Ampere	35
Protection Degree	IP65
Voltage	400 - 690 V
Terminal	Screw
Box Quantity	12
Material	Aluminum

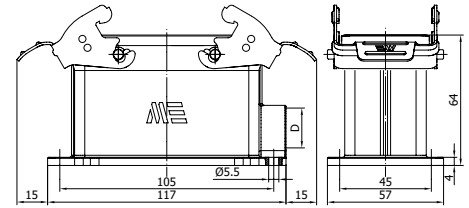




403106S

HOUSING WITH FEMALE INSERT / SURFACE MOUNTING

Number of Contacts	6P+E
Ampere	35
Protection Degree	IP65
Voltage	400 - 690 V
Terminal	Screw
Box Quantity	10
Material	Aluminum



D	Pg	M	NPT
	21	25	3/4"

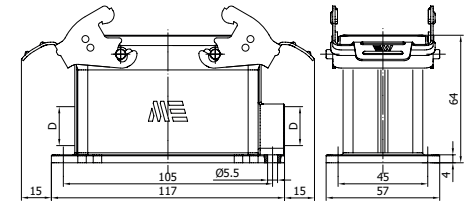


403108S

HOUSING WITH FEMALE INSERT / SURFACE MOUNTING

Double Entry

Number of Contacts	6P+E
Ampere	35
Protection Degree	IP65
Voltage	400 - 690 V
Terminal	Screw
Box Quantity	10
Material	Aluminum



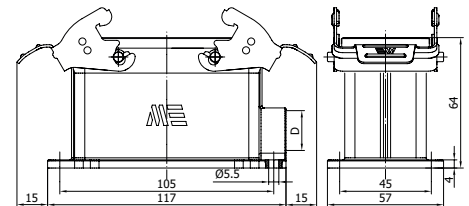
D	Pg	M	NPT
	21	25	3/4"



403107S

HOUSING WITH MALE INSERT / SURFACE MOUNTING

Number of Contacts	6P+E
Ampere	35
Protection Degree	IP65
Voltage	400 - 690 V
Terminal	Screw
Box Quantity	10
Material	Aluminum



D	Pg	M	NPT
	21	25	3/4"

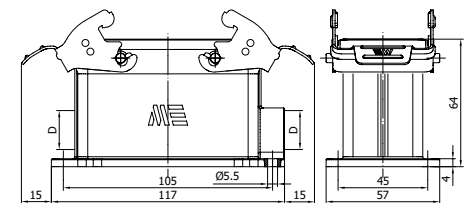


403109S

HOUSING WITH MALE INSERT / SURFACE MOUNTING

Double Entry

Number of Contacts	6P+E
Ampere	35
Protection Degree	IP65
Voltage	400 - 690 V
Terminal	Screw
Box Quantity	10
Material	Aluminum



D	Pg	M	NPT
	21	25	3/4"



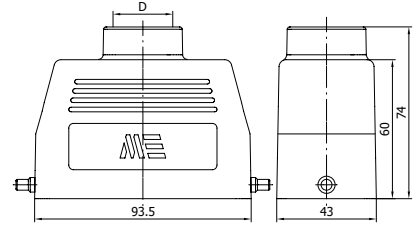
403560

HOOD WITH MALE INSERT

Top Entry / For Single Latch



Number of Contacts	6P+E
Ampere	35
Protection Degree	IP65
Voltage	400 - 690 V
Terminal	Screw
Box Quantity	12
Material	Aluminum



D	Pg	M	NPT
	21	25	3/4"



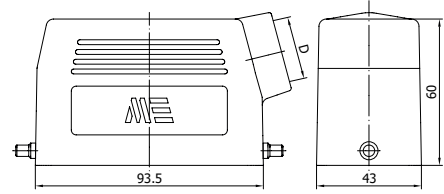
403561

HOOD WITH MALE INSERT

Side Entry / For Single Latch



Number of Contacts	6P+E
Ampere	35
Protection Degree	IP65
Voltage	400 - 690 V
Terminal	Screw
Box Quantity	12
Material	Aluminum



D	Pg	M	NPT
	21	25	3/4"



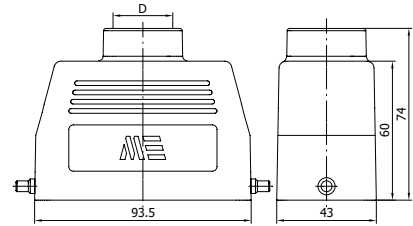
403562

HOOD WITH FEMALE INSERT

Top Entry / For Single Latch



Number of Contacts	6P+E
Ampere	35
Protection Degree	IP65
Voltage	400 - 690 V
Terminal	Screw
Box Quantity	12
Material	Aluminum



D	Pg	M	NPT
	21	25	3/4"



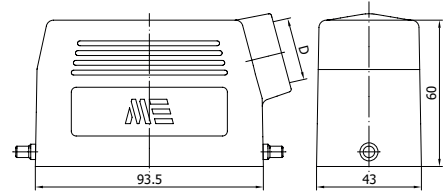
403563

HOOD WITH FEMALE INSERT

Side Entry / For Single Latch



Number of Contacts	6P+E
Ampere	35
Protection Degree	IP65
Voltage	400 - 690 V
Terminal	Screw
Box Quantity	12
Material	Aluminum



D	Pg	M	NPT
	21	25	3/4"

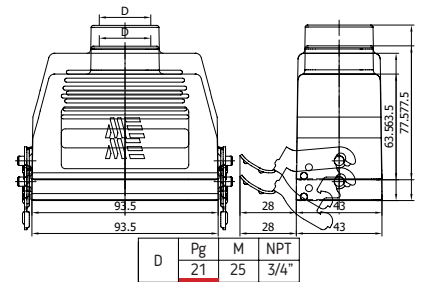


403564S

HOOD WITH FEMALE INSERT

Top Entry / With Single Latch & Seal

Number of Contacts	6P+E
Ampere	35
Protection Degree	IP65
Voltage	400 - 690 V
Terminal	Screw
Box Quantity	8
Material	Aluminum

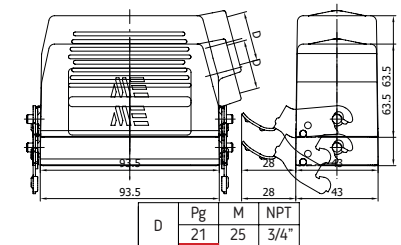


403565S

HOOD WITH FEMALE INSERT

Side Entry / With Single Latch & Seal

Number of Contacts	6P+E
Ampere	35
Protection Degree	IP65
Voltage	400 - 690 V
Terminal	Screw
Box Quantity	10
Material	Aluminum

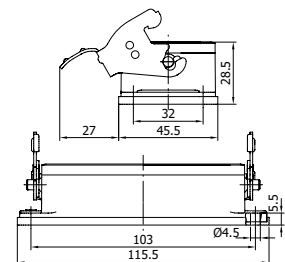


403566S

HOUSING WITH FEMALE INSERT

Single Latch

Number of Contacts	6P+E
Ampere	35
Protection Degree	IP65
Voltage	400 - 690 V
Terminal	Screw
Box Quantity	12
Material	Aluminum

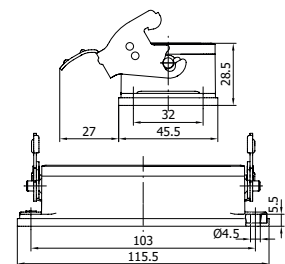


403567S

HOUSING WITH MALE INSERT

Single Latch

Number of Contacts	6P+E
Ampere	35
Protection Degree	IP65
Voltage	400 - 690 V
Terminal	Screw
Box Quantity	12
Material	Aluminum



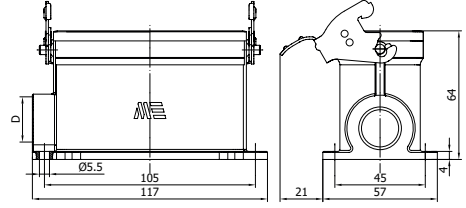


403568S

HOUSING WITH FEMALE INSERT / SURFACE MOUNTING

Single Latch

Number of Contacts	6P+E
Ampere	35
Protection Degree	IP65
Voltage	400 - 690 V
Terminal	Screw
Box Quantity	10
Material	Aluminum



D	Pg	M	NPT
	21	25	3/4"

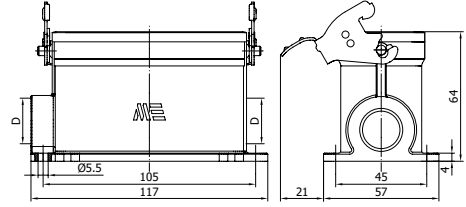


403570S

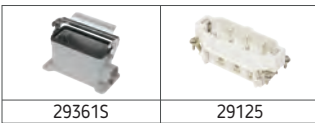
HOUSING WITH FEMALE INSERT / SURFACE MOUNTING

Double Entry / Single Latch

Number of Contacts	6P+E
Ampere	35
Protection Degree	IP65
Voltage	400 - 690 V
Terminal	Screw
Box Quantity	10
Material	Aluminum



D	Pg	M	NPT
	21	25	3/4"

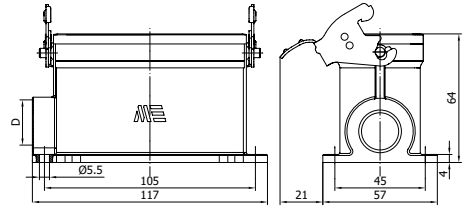


403569S

HOUSING WITH MALE INSERT / SURFACE MOUNTING

Single Latch

Number of Contacts	6P+E
Ampere	35
Protection Degree	IP65
Voltage	400 - 690 V
Terminal	Screw
Box Quantity	10
Material	Aluminum



D	Pg	M	NPT
	21	25	3/4"

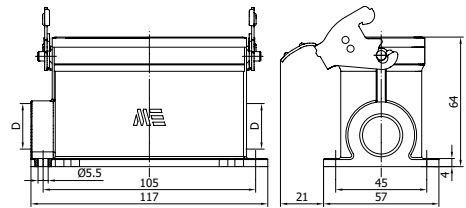


403571S

HOUSING WITH MALE INSERT / SURFACE MOUNTING

Single Latch

Number of Contacts	6P+E
Ampere	35
Protection Degree	IP65
Voltage	400 - 690 V
Terminal	Screw
Box Quantity	10
Material	Aluminum



D	Pg	M	NPT
	21	25	3/4"

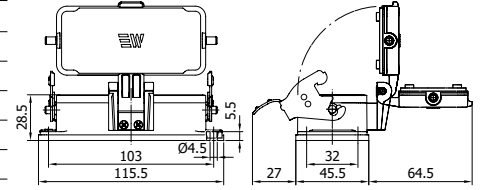


403740S

HOUSING WITH FEMALE INSERT

Single Latch With Cover

Number of Contacts	6P+E
Ampere	35
Protection Degree	IP65
Voltage	400 - 690 V
Terminal	Screw
Box Quantity	12
Material	Aluminum

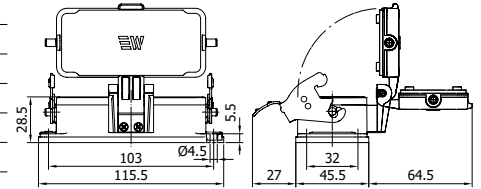


403741S

HOUSING WITH MALE INSERT

Single Latch With Cover

Number of Contacts	6P+E
Ampere	35
Protection Degree	IP65
Voltage	400 - 690 V
Terminal	Screw
Box Quantity	12
Material	Aluminum

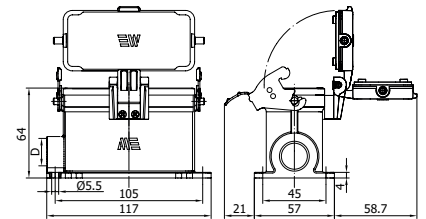


403742S

HOUSING WITH FEMALE INSERT / SURFACE MOUNTING

Single Latch With Cover

Number of Contacts	6P+E
Ampere	35
Protection Degree	IP65
Voltage	400 - 690 V
Terminal	Screw
Box Quantity	8
Material	Aluminum



D	Pg	M	NPT
	21	25	3/4"

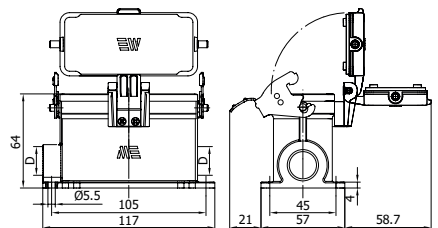


403744S


HOUSING WITH FEMALE INSERT / SURFACE MOUNTING

Double Entry / Single Latch With Cover

Number of Contacts	6P+E
Ampere	35
Protection Degree	IP65
Voltage	400 - 690 V
Terminal	Screw
Box Quantity	8
Material	Aluminum



D	Pg	M	NPT
	21	25	3/4"

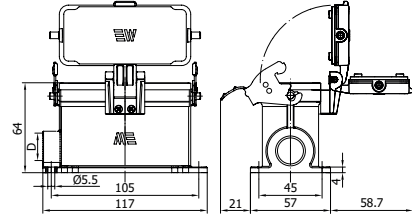


403743S

HOUSING WITH MALE INSERT / SURFACE MOUNTING

Single Latch With Cover

Number of Contacts	6P+E
Ampere	35
Protection Degree	IP65
Voltage	400 - 690 V
Terminal	Screw
Box Quantity	8
Material	Aluminum



D	Pg	M	NPT
	21	25	3/4"

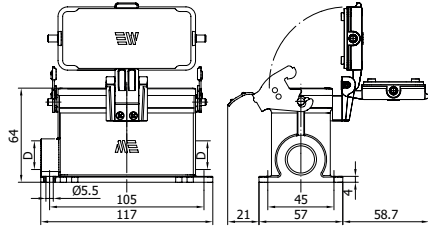


403745S

HOUSING WITH MALE INSERT / SURFACE MOUNTING

Double Entry / Single Latch With Cover

Number of Contacts	6P+E
Ampere	35
Protection Degree	IP65
Voltage	400 - 690 V
Terminal	Screw
Box Quantity	8
Material	Aluminum



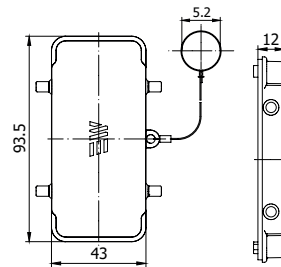
D	Pg	M	NPT
	21	25	3/4"



29651

COVER FOR HOUSING

Number of Contacts	6P+E
Box Quantity	50
Material	Plastic

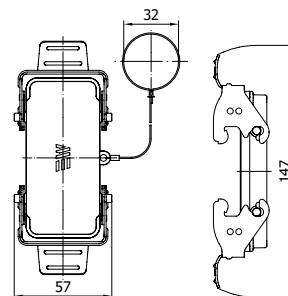


29654S

COVER FOR HOOD

With Latch & Seal

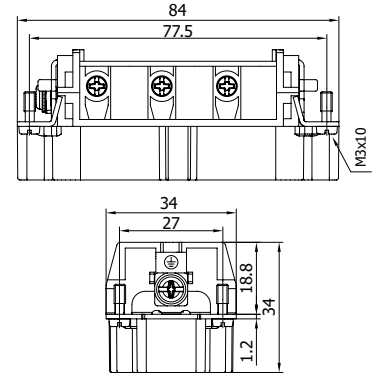
Number of Contacts	6P+E
Box Quantity	20
Material	Plastic



29125 / 29129 MALE INSERT



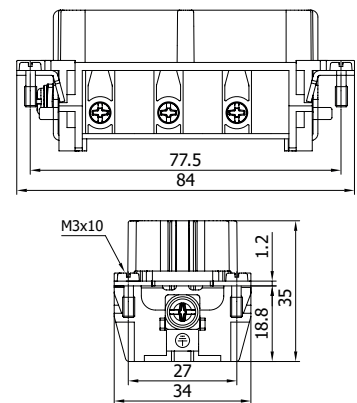
Number of Contacts	12P+E
Ampere	35
Protection Degree	-
Voltage	400 - 690 V
Terminal	Screw
Box Quantity	30
Material	PBT, %30 GF, V0








29124 / 29128 FEMALE INSERT






Number of Contacts	12P+E
Ampere	35
Protection Degree	-
Voltage	400 - 690 V
Terminal	Screw
Box Quantity	30
Material	PBT, %30 GF, V0



SUITABLE HOODS & HOUSINGS

	HOOD TOP ENTRY		HOOD SIDE ENTRY		HOUSING BULKHEAD MOUNTING
29060		29061		29046S	
	HOUSING SURFACE MOUNTING		HOUSING SURFACE MOUNTING Double Entry		
29081S		29082S			

SUITABLE HOODS & HOUSINGS

	HOOD TOP ENTRY		HOOD SIDE ENTRY		HOOD TOP ENTRY With Latch & Seal
29060		29061		29062S	
	HOOD SIDE ENTRY With Latch & Seal		HOUSING BULKHEAD MOUNTING		HOUSING SURFACE MOUNTING
29063S		29046S		29081S	
	HOUSING SURFACE MOUNTING Double Entry				
29082S					

For different color and / or different threads please prefix the standard product from next table. For the product ending with "S" please add it at the end of newly created code. (E.g.: 29081-2405S)

Standard threads are underlined in red.



Thread Color	Material	Diameter
-2405	Aluminum Grey	M 32
-2505	Aluminum Grey	M 40
-2805	Aluminum Grey	N 1
-2905	Aluminum Grey	N 3/4
-0604	Aluminum Black	PG 21
-0704	Aluminum Black	PG 29
-2404	Aluminum Black	M 32
-2504	Aluminum Black	M 40
-2804	Aluminum Black	N 1
-2904	Aluminum Black	N 3/4

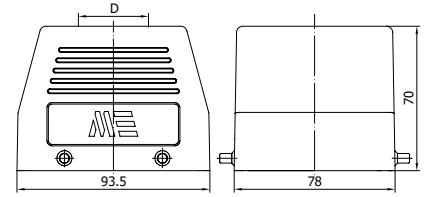


403154

HOOD WITH MALE INSERT

Top Entry

Number of Contacts	12P+E
Ampere	35
Protection Degree	IP65
Voltage	400 - 690 V
Terminal	Screw
Box Quantity	6
Material	Aluminum



D	Pg	M	M	NPT
	29	32	40	1"

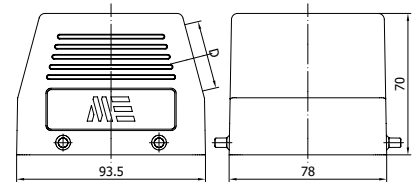


403155

HOOD WITH MALE INSERT

Side Entry

Number of Contacts	12P+E
Ampere	35
Protection Degree	IP65
Voltage	400 - 690 V
Terminal	Screw
Box Quantity	6
Material	Aluminum



D	Pg	M	M	NPT
	29	32	40	1"

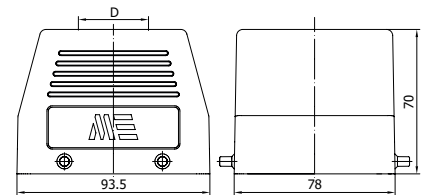


403152

HOOD WITH FEMALE INSERT

Top Entry

Number of Contacts	12P+E
Ampere	35
Protection Degree	IP65
Voltage	400 - 690 V
Terminal	Screw
Box Quantity	6
Material	Aluminum



D	Pg	M	M	NPT
	29	32	40	1"

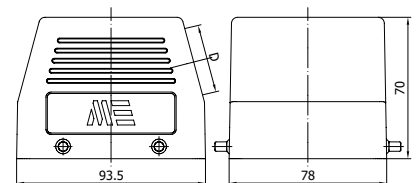


403153

HOOD WITH FEMALE INSERT

Side Entry

Number of Contacts	12P+E
Ampere	35
Protection Degree	IP65
Voltage	400 - 690 V
Terminal	Screw
Box Quantity	6
Material	Aluminum



D	Pg	M	M	NPT
	29	32	40	1"

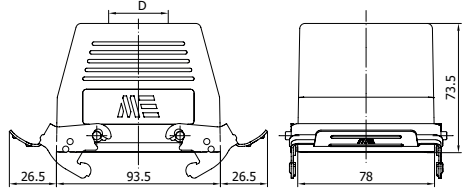


403156S


HOOD WITH FEMALE INSERT

Top Entry / With Latch & Seal

Number of Contacts	12P+E
Ampere	35
Protection Degree	IP65
Voltage	400 - 690 V
Terminal	Screw
Box Quantity	4
Material	Aluminum



D	Pg	M	M	NPT
	29	32	40	1"



290625

29124 / 29128

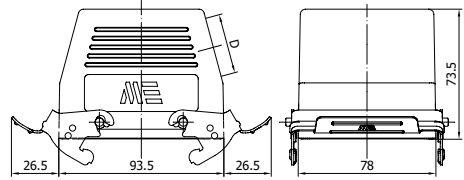


403157S

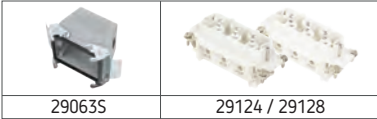
HOOD WITH FEMALE INSERT

Side Entry / With Latch & Seal

Number of Contacts	12P+E
Ampere	35
Protection Degree	IP65
Voltage	400 - 690 V
Terminal	Screw
Box Quantity	4
Material	Aluminum



D	Pg	M	M	NPT
	29	32	40	1"



290635

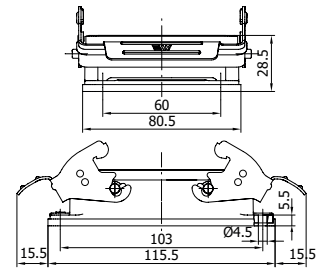
29124 / 29128



403150S

HOUSING WITH FEMALE INSERT

Number of Contacts	12P+E
Ampere	35
Protection Degree	IP65
Voltage	400 - 690 V
Terminal	Screw
Box Quantity	8
Material	Aluminum



290465

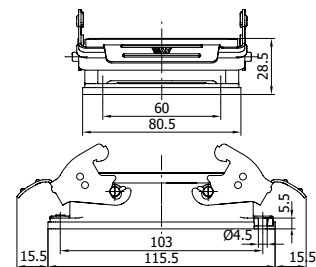
29124 / 29128



403151S

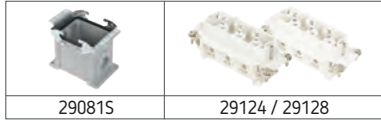
HOUSING WITH MALE INSERT

Number of Contacts	12P+E
Ampere	35
Protection Degree	IP65
Voltage	400 - 690 V
Terminal	Screw
Box Quantity	8
Material	Aluminum



290465

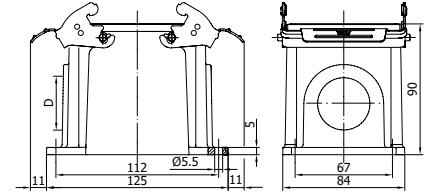
29125 / 29129



403181S

HOUSING WITH FEMALE INSERT / SURFACE MOUNTING

Number of Contacts	12P+E
Ampere	35
Protection Degree	IP65
Voltage	400 - 690 V
Terminal	Screw
Box Quantity	4
Material	Aluminum



D	Pg	M	M	NPT
	29	32	40	1"

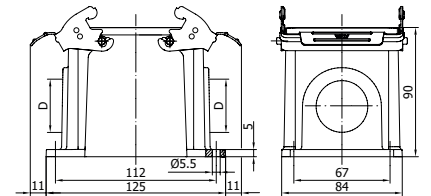


403183S

HOUSING WITH FEMALE INSERT / SURFACE MOUNTING

Double Entry

Number of Contacts	12P+E
Ampere	35
Protection Degree	IP65
Voltage	400 - 690 V
Terminal	Screw
Box Quantity	4
Material	Aluminum



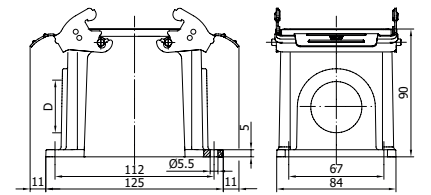
D	Pg	M	M	NPT
	29	32	40	1"



403182S

HOUSING WITH MALE INSERT / SURFACE MOUNTING

Number of Contacts	12P+E
Ampere	35
Protection Degree	IP65
Voltage	400 - 690 V
Terminal	Screw
Box Quantity	4
Material	Aluminum



D	Pg	M	M	NPT
	29	32	40	1"

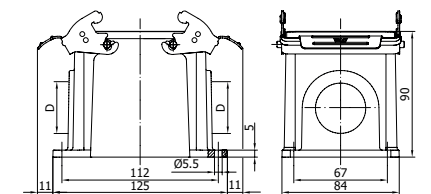


403184S

HOUSING WITH MALE INSERT / SURFACE MOUNTING

Double Entry

Number of Contacts	12P+E
Ampere	35
Protection Degree	IP65
Voltage	400 - 690 V
Terminal	Screw
Box Quantity	4
Material	Aluminum



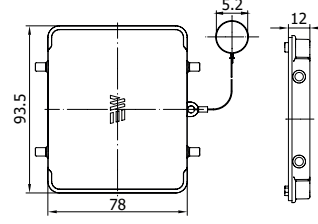
D	Pg	M	M	NPT
	29	32	40	1"

29660

COVER FOR HOUSING



Number of ContactsBox	12P+E
Quantity	30
Material	Plastic



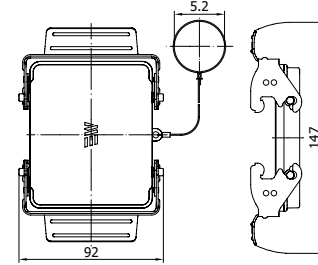
29662S

COVER FOR HOOD

With Latch & Seal



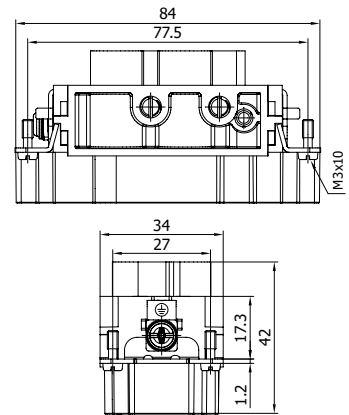
Number of ContactsBox	12P+E
Quantity	10
Material	Plastic


















29115 MALE INSERT



Number of Contacts	4P+E
Ampere	80
Protection Degree	-
Voltage	400 - 690 V
Terminal	Screw
Box Quantity	30
Material	PBT, %30 GF, V0

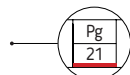


SUITABLE HOODS & HOUSINGS

	HOOD TOP ENTRY		HOOD h 80 mm		HOUSING SURFACE MOUNTING Double Entry Single Latch
	HOOD SIDE ENTRY		HOOD TOP ENTRY For Single Latch		HOOD h 80 mm For Single Latch
	HOUSING BULKHEAD MOUNTING		HOOD SIDE ENTRY For Single Latch		HOUSING BULKHEAD MOUNTING Single Latch With Cover
	HOUSING SURFACE MOUNTING		HOUSING BULKHEAD MOUNTING Single Latch		HOUSING SURFACE MOUNTING Single Latch With Cover
	HOUSING SURFACE MOUNTING Double Entry		HOUSING SURFACE MOUNTING Single Latch		HOUSING SURFACE MOUNTING Double Entry Single Latch With Cover

For different color and / or different threads please prefix the standard product code from next table. For the products ending with "S" please add it at the end of newly created code. (E.g.: 29362-2305S)

Standard threads are underlined in red.



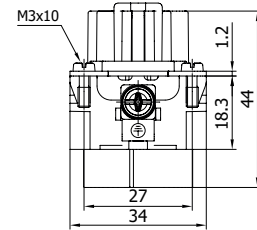
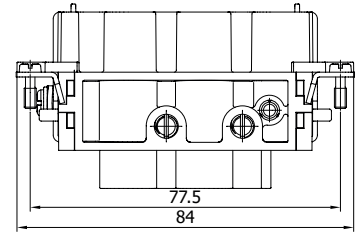
Thread Color	Material	Diameter
-2305	Aluminum Grey	M25
-2905	Aluminum Grey	N 3/4
-0604	Aluminum Black	PG 21
-2304	Aluminum Black	M 25
-2904	Aluminum Black	N 3/4

* Please contact us for cable entry and color options of 29176 and 29367

29114 FEMALE INSERT



Number of Contacts	4P+E
Ampere	80
Protection Degree	-
Voltage	400 - 690 V
Terminal	Screw
Box Quantity	30
Material	PBT, %30 GF, V0



SUITABLE HOODS & HOUSINGS

 29155	HOOD TOP ENTRY	 29176	HOOD h 80 mm	 29361S	HOUSING SURFACE MOUNTING Single Latch
 29043	HOOD SIDE ENTRY	 29177S	HOOD h 80 mm With Latch & Seal	 29362S	HOUSING SURFACE MOUNTING Double Entry Single Latch
 29160S	HOOD TOP ENTRY With Latch & Seal	 29364	HOOD TOP ENTRY For Single Latch	 29367	HOOD h 80 mm For Single Latch
 29050S	HOOD SIDE ENTRY With Latch & Seal	 29363	HOOD SIDE ENTRY For Single Latch	 29368S	HOOD h 80 mm With Single Latch & Seal
 29042S	HOUSING BULKHEAD MOUNTING	 29366S	HOOD TOP ENTRY With Single Latch & Seal	 29410S	HOUSING BULKHEAD MOUNTING Single Latch With Cover
 29056S	HOUSING SURFACE MOUNTING	 29365S	HOOD SIDE ENTRY With Single Latch & Seal	 29411S	HOUSING SURFACE MOUNTING Single Latch With Cover
 29057S	HOUSING SURFACE MOUNTING Double Entry	 29360S	HOUSING BULKHEAD MOUNTING Single Latch	 29412S	HOUSING SURFACE MOUNTING Double Entry Single Latch With Cover

For different color and / or different threads please prefix the standard product code from next table. For the products ending with "S" please add it at the end of newly created code. (E.g.: 29057-2305S)

Standard threads are underlined in red.



Thread Color	Material	Diameter
-2305	Aluminum Grey	M25
-2905	Aluminum Grey	N 3/4
-0604	Aluminum Black	PG 21
-2304	Aluminum Black	M 25
-2904	Aluminum Black	N 3/4

* Please contact us for cable entry and color options of 29176, 29367 and 29368S

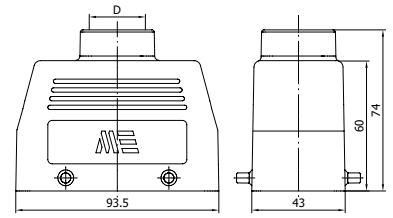


403410

HOOD WITH MALE INSERT

Top Entry

Number of Contacts	4P+E
Ampere	80
Protection Degree	IP65
Voltage	400 - 690 V
Terminal	Screw
Box Quantity	12
Material	Aluminum



D	Pg	M	NPT
	21	25	3/4"

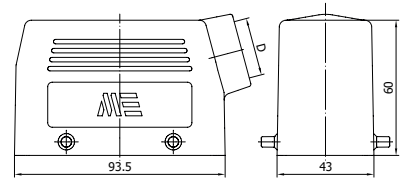


403403


HOOD WITH MALE INSERT

Side Entry

Number of Contacts	4P+E
Ampere	80
Protection Degree	IP65
Voltage	400 - 690 V
Terminal	Screw
Box Quantity	12
Material	Aluminum



D	Pg	M	NPT
	21	25	3/4"

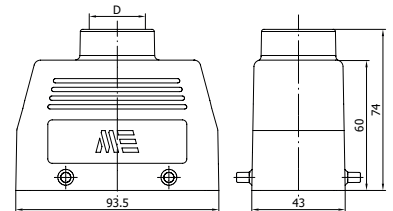


403409

HOOD WITH FEMALE INSERT

Top Entry

Number of Contacts	4P+E
Ampere	80
Protection Degree	IP65
Voltage	400 - 690 V
Terminal	Screw
Box Quantity	12
Material	Aluminum



D	Pg	M	NPT
	21	25	3/4"

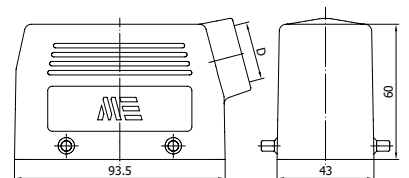


403402

HOOD WITH FEMALE INSERT

Side Entry

Number of Contacts	4P+E
Ampere	80
Protection Degree	IP65
Voltage	400 - 690 V
Terminal	Screw
Box Quantity	12
Material	Aluminum



D	Pg	M	NPT
	21	25	3/4"


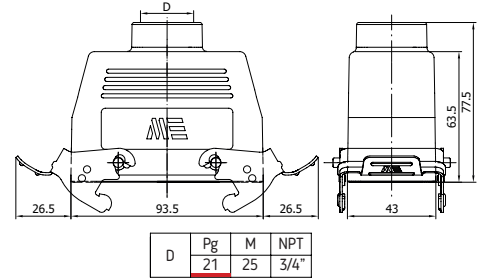


403411S

HOOD WITH FEMALE INSERT

Top Entry / With Latch & Seal

Number of Contacts	4P+E
Ampere	80
Protection Degree	IP65
Voltage	400 - 690 V
Terminal	Screw
Box Quantity	8
Material	Aluminum



29160S

29114


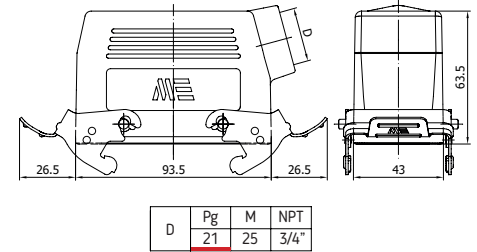


403404S

HOOD WITH FEMALE INSERT

Side Entry / With Latch & Seal

Number of Contacts	4P+E
Ampere	80
Protection Degree	IP65
Voltage	400 - 690 V
Terminal	Screw
Box Quantity	10
Material	Aluminum



29050S

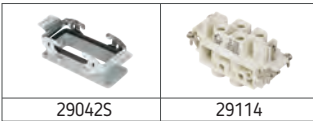
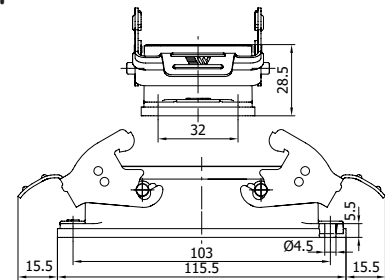
29114



403400S

HOUSING WITH FEMALE INSERT

Number of Contacts	4P+E
Ampere	80
Protection Degree	IP65
Voltage	400 - 690 V
Terminal	Screw
Box Quantity	12
Material	Aluminum



29042S

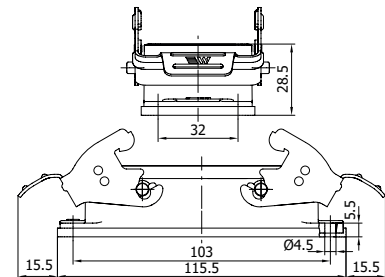
29114



403401S

HOUSING WITH MALE INSERT

Number of Contacts	4P+E
Ampere	80
Protection Degree	IP65
Voltage	400 - 690 V
Terminal	Screw
Box Quantity	12
Material	Aluminum



29042S

29115



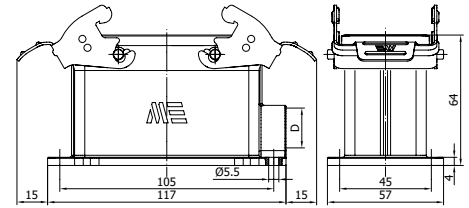
29056S

29114

403405S

HOUSING WITH FEMALE INSERT / SURFACE MOUNTING

Number of Contacts	4P+E
Ampere	80
Protection Degree	IP65
Voltage	400 - 690 V
Terminal	Screw
Box Quantity	10
Material	Aluminum



D	Pg	M	NPT
	21	25	3/4"



29057S

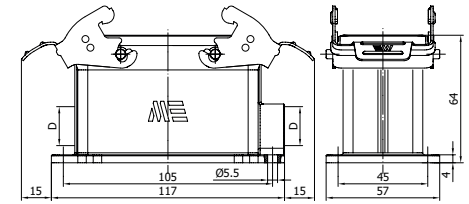
29114

403407S

HOUSING WITH FEMALE INSERT / SURFACE MOUNTING

Double Entry

Number of Contacts	4P+E
Ampere	80
Protection Degree	IP65
Voltage	400 - 690 V
Terminal	Screw
Box Quantity	10
Material	Aluminum



D	Pg	M	NPT
	21	25	3/4"



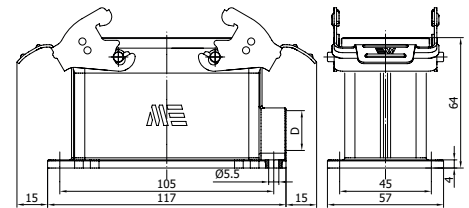
29056S

29115

403406S

HOUSING WITH MALE INSERT / SURFACE MOUNTING

Number of Contacts	4P+E
Ampere	80
Protection Degree	IP65
Voltage	400 - 690 V
Terminal	Screw
Box Quantity	10
Material	Aluminum



D	Pg	M	NPT
	21	25	3/4"



29057S

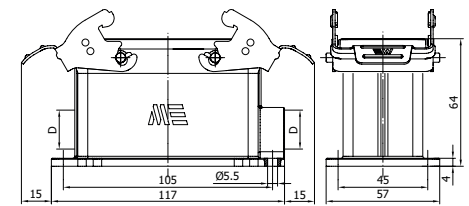
29115

403408S

HOUSING WITH MALE INSERT / SURFACE MOUNTING

Double Entry

Number of Contacts	4P+E
Ampere	80
Protection Degree	IP65
Voltage	400 - 690 V
Terminal	Screw
Box Quantity	10
Material	Aluminum



D	Pg	M	NPT
	21	25	3/4"

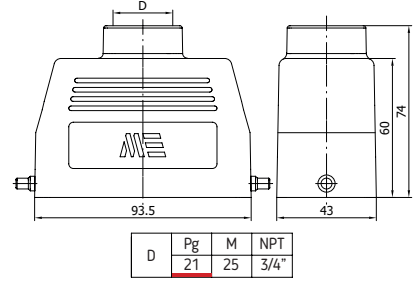


403580 HOOD WITH MALE INSERT

Top Entry / For Single Latch



Number of Contacts	4P+E
Ampere	80
Protection Degree	IP65
Voltage	400 - 690 V
Terminal	Screw
Box Quantity	12
Material	Aluminum

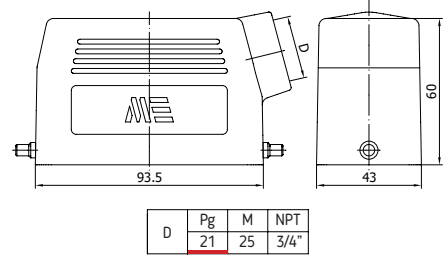


403581 HOOD WITH MALE INSERT

Side Entry / For Single Latch

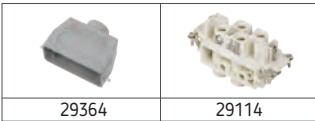


Number of Contacts	4P+E
Ampere	80
Protection Degree	IP65
Voltage	400 - 690 V
Terminal	Screw
Box Quantity	12
Material	Aluminum

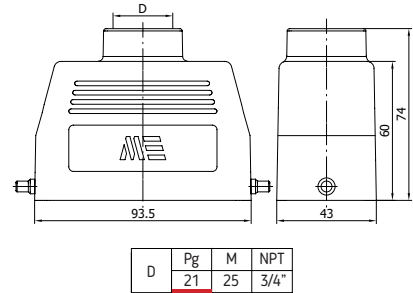


403582 HOOD WITH FEMALE INSERT

Top Entry / For Single Latch



Number of Contacts	4P+E
Ampere	80
Protection Degree	IP65
Voltage	400 - 690 V
Terminal	Screw
Box Quantity	12
Material	Aluminum

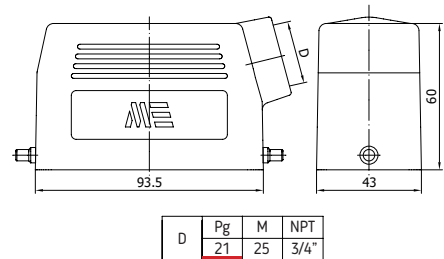



403583 HOOD WITH FEMALE INSERT

Top Entry / For Single Latch



Number of Contacts	4P+E
Ampere	80
Protection Degree	IP65
Voltage	400 - 690 V
Terminal	Screw
Box Quantity	12
Material	Aluminum



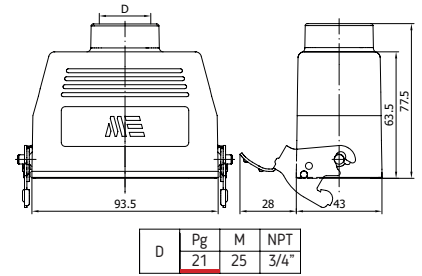


403584S

HOOD WITH FEMALE INSERT

Top Entry / With Single Latch & Seal

Number of Contacts	4P+E
Ampere	80
Protection Degree	IP65
Voltage	400 - 690 V
Terminal	Screw
Box Quantity	8
Material	Aluminum


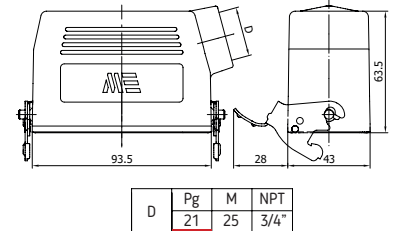


403585S

HOOD WITH FEMALE INSERT

Side Entry / With Single Latch & Seal

Number of Contacts	4P+E
Ampere	80
Protection Degree	IP65
Voltage	400 - 690 V
Terminal	Screw
Box Quantity	10
Material	Aluminum

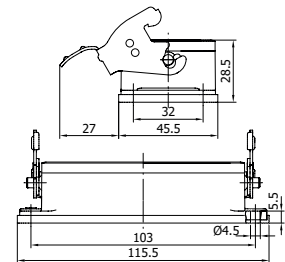


403586S

HOUSING WITH FEMALE INSERT

Single Latch

Number of Contacts	4P+E
Ampere	80
Protection Degree	IP65
Voltage	400 - 690 V
Terminal	Screw
Box Quantity	12
Material	Aluminum

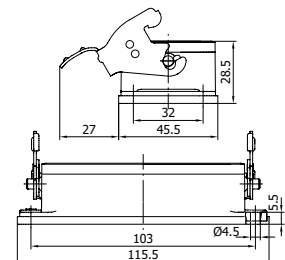


403587S

HOUSING WITH MALE INSERT

Single Latch

Number of Contacts	4P+E
Ampere	80
Protection Degree	IP65
Voltage	400 - 690 V
Terminal	Screw
Box Quantity	12
Material	Aluminum



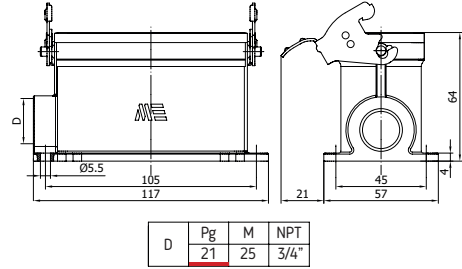


403588S

HOUSING WITH FEMALE INSERT / SURFACE MOUNTING

Single Latch

Number of Contacts	4P+E
Ampere	80
Protection Degree	IP65
Voltage	400 - 690 V
Terminal	Screw
Box Quantity	10
Material	Aluminum


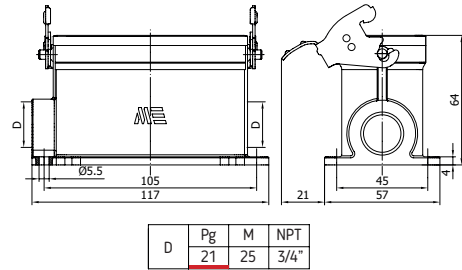


403590S

HOUSING WITH FEMALE INSERT / SURFACE MOUNTING

Double Entry / Single Latch

Number of Contacts	4P+E
Ampere	80
Protection Degree	IP65
Voltage	400 - 690 V
Terminal	Screw
Box Quantity	10
Material	Aluminum

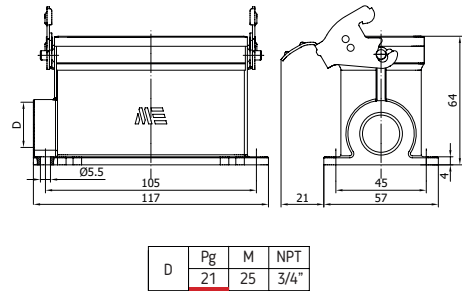


403589S

HOUSING WITH MALE INSERT / SURFACE MOUNTING

Single Latch

Number of Contacts	4P+E
Ampere	80
Protection Degree	IP65
Voltage	400 - 690 V
Terminal	Screw
Box Quantity	10
Material	Aluminum

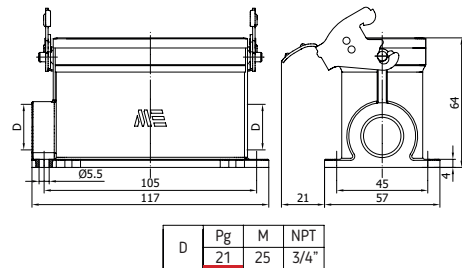


403591S

HOUSING WITH MALE INSERT

Double Entry / Single Latch

Number of Contacts	4P+E
Ampere	80
Protection Degree	IP65
Voltage	400 - 690 V
Terminal	Screw
Box Quantity	10
Material	Aluminum



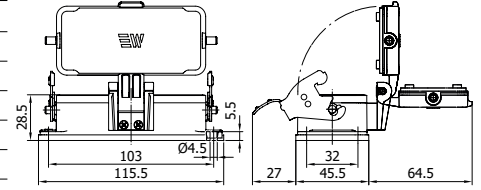


403750S

HOUSING WITH FEMALE INSERT

Single Latch With Cover

Number of Contacts	4P+E
Ampere	80
Protection Degree	IP65
Voltage	400 - 690 V
Terminal	Screw
Box Quantity	12
Material	Aluminum

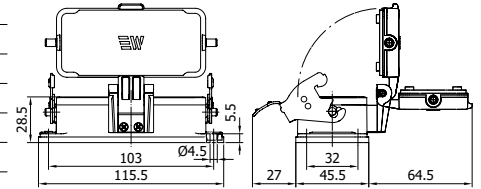


403751S

HOUSING WITH MALE INSERT

Single Latch With Cover

Number of Contacts	4P+E
Ampere	80
Protection Degree	IP65
Voltage	400 - 690 V
Terminal	Screw
Box Quantity	12
Material	Aluminum

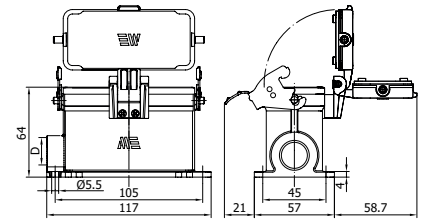


403752S

HOUSING WITH FEMALE INSERT / SURFACE MOUNTING

Single Latch With Cover

Number of Contacts	4P+E
Ampere	80
Protection Degree	IP65
Voltage	400 - 690 V
Terminal	Screw
Box Quantity	8
Material	Aluminum



D	Pg	M	NPT
	21	25	3/4"

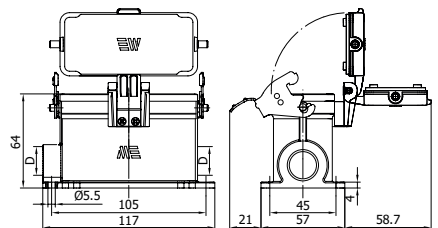


403754S

HOUSING WITH FEMALE INSERT / SURFACE MOUNTING

Double Entry / Single Latch With Cover

Number of Contacts	4P+E
Ampere	80
Protection Degree	IP65
Voltage	400 - 690 V
Terminal	Screw
Box Quantity	8
Material	Aluminum



D	Pg	M	NPT
	21	25	3/4"

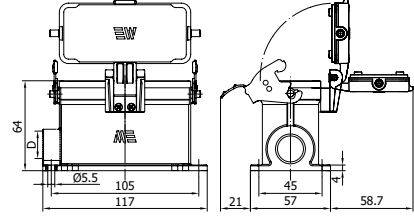


403753S

HOUSING WITH MALE INSERT

Single Latch With Cover

Number of Contacts	4P+E
Ampere	80
Protection Degree	IP65
Voltage	400 - 690 V
Terminal	Screw
Box Quantity	8
Material	Aluminum



D	Pg	M	NPT
	21	25	3/4"

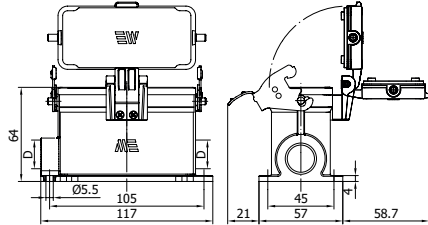


403755S

HOUSING WITH MALE INSERT

Single Latch With Cover

Number of Contacts	4P+E
Ampere	80
Protection Degree	IP65
Voltage	400 - 690 V
Terminal	Screw
Box Quantity	8
Material	Aluminum



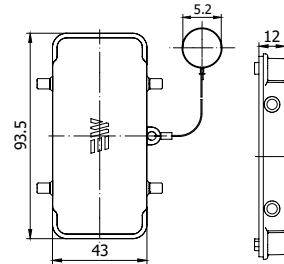
D	Pg	M	NPT
	21	25	3/4"

29651

COVER FOR HOUSING



Number of Contacts	4P+E
Box Quantity	50
Material	Plastic



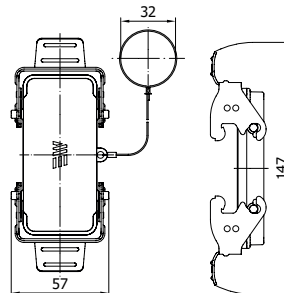
29654S

COVER FOR HOOD

With Latch & Seal



Number of Contacts	4P+E
Box Quantity	20
Material	Plastic




















29117

MALE INSERT

Number of Contacts	4P+2P+E
Ampere	80/16
Protection Degree	-
Voltage	400 - 690 V
Terminal	Screw
Box Quantity	30
Material	PBT, %30 GF, V0

SUITABLE HOODS & HOUSINGS

 29155	HOOD TOP ENTRY	 29176	HOOD h 80 mm	 293625	HOUSING SURFACE MOUNTING Double Entry Single Latch
 29043	HOOD SIDE ENTRY	 29364	HOOD TOP ENTRY For Single Latch	 29367	HOOD h 80 mm For Single Latch
 29042S	HOUSING BULKHEAD MOUNTING	 29363	HOOD SIDE ENTRY For Single Latch	 29410S	HOUSING BULKHEAD MOUNTING Single Latch With Cover
 29056S	HOUSING SURFACE MOUNTING	 29360S	HOUSING BULKHEAD MOUNTING Single Latch	 29411S	HOUSING SURFACE MOUNTING Single Latch With Cover
 29057S	HOUSING SURFACE MOUNTING Double Entry	 29361S	HOUSING SURFACE MOUNTING Single Latch	 29412S	HOUSING SURFACE MOUNTING Double Entry Single Latch With Cover

For different color and / or different threads please prefix the standard product code from next table. For the products ending with "S" please add it at the end of newly created code. (E.g.: 29362-2305S)

Standard threads are underlined in red.



Thread Color	Material	Diameter
-2305	Aluminum Grey	M25
-2905	Aluminum Grey	N 3/4
-0604	Aluminum Black	PG 21
-2304	Aluminum Black	M 25
-2904	Aluminum Black	N 3/4

* Please contact us for cable entry and color options of 29176 and 29367



29116

FEMALE INSERT

Number of Contacts	4P+2P+E
Ampere	80/16
Protection Degree	-
Voltage	400 - 690 V
Terminal	Screw
Box Quantity	30
Material	PBT, %30 GF, V0

SUITABLE HOODS & HOUSINGS

 29155	HOOD TOP ENTRY	 29176	HOOD h 80 mm	 29361S	HOUSING SURFACE MOUNTING Single Latch
 29043	HOOD SIDE ENTRY	 29177S	HOOD h 80 mm With Latch & Seal	 29362S	HOUSING SURFACE MOUNTING Double Entry Single Latch
 29160S	HOOD TOP ENTRY With Latch & Seal	 29364	HOOD TOP ENTRY For Single Latch	 29367	HOOD h 80 mm For Single Latch
 29050S	HOOD SIDE ENTRY With Latch & Seal	 29363	HOOD SIDE ENTRY For Single Latch	 29368S	HOOD h 80 mm With Single Latch & Seal
 29042S	HOUSING BULKHEAD MOUNTING	 29366S	HOOD TOP ENTRY With Single Latch & Seal	 29410S	HOUSING BULKHEAD MOUNTING Single Latch With Cover
 29056S	HOUSING SURFACE MOUNTING	 29365S	HOOD SIDE ENTRY With Single Latch & Seal	 29411S	HOUSING SURFACE MOUNTING Single Latch With Cover
 29057S	HOUSING SURFACE MOUNTING Double Entry	 29360S	HOUSING BULKHEAD MOUNTING Single Latch	 29412S	HOUSING SURFACE MOUNTING Double Entry Single Latch With Cover

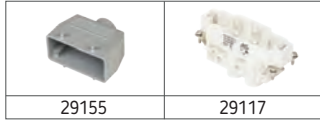
For different color and / or different threads please prefix the standard product code from next table. For the products ending with "S" please add it at the end of newly created code. (E.g.: 29057-2305S)

Standard threads are underlined in red.



Thread Color	Material	Diameter
-2305	Aluminum Grey	M25
-2905	Aluminum Grey	N 3/4
-0604	Aluminum Black	PG 21
-2304	Aluminum Black	M 25
-2904	Aluminum Black	N 3/4

* Please contact us for cable entry and color options of 29176, 29367 and 29368S

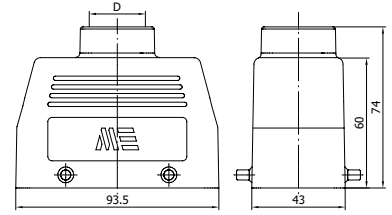


403430

HOOD WITH MALE INSERT

Top Entry

Number of Contacts	4P+2P+E
Ampere	80/16
Protection Degree	IP65
Voltage	400 - 690 V
Terminal	Screw
Box Quantity	12
Material	Aluminum



D	Pg	M	NPT
	21	25	3/4"

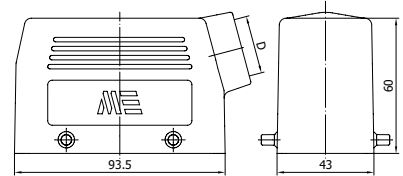


403423

HOOD WITH MALE INSERT

Side Entry

Number of Contacts	4P+2P+E
Ampere	80/16
Protection Degree	IP65
Voltage	400 - 690 V
Terminal	Screw
Box Quantity	12
Material	Aluminum



D	Pg	M	NPT
	21	25	3/4"

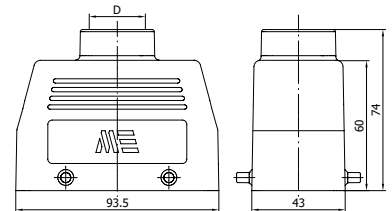


403429

HOOD WITH FEMALE INSERT

Top Entry

Number of Contacts	4P+2P+E
Ampere	80/16
Protection Degree	IP65
Voltage	400 - 690 V
Terminal	Screw
Box Quantity	12
Material	Aluminum



D	Pg	M	NPT
	21	25	3/4"

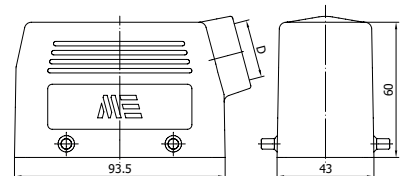


403422

HOOD WITH FEMALE INSERT

Side Entry

Number of Contacts	4P+2P+E
Ampere	80/16
Protection Degree	IP65
Voltage	400 - 690 V
Terminal	Screw
Box Quantity	12
Material	Aluminum



D	Pg	M	NPT
	21	25	3/4"


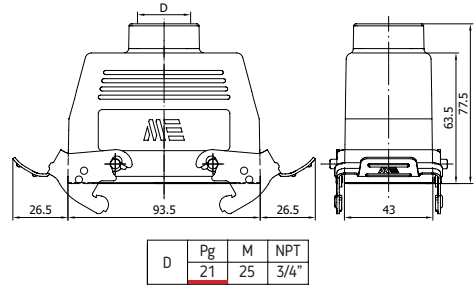


403431S

HOOD WITH FEMALE INSERT

Top Entry / With Latch & Seal

Number of Contacts	4P+2P+E
Ampere	80/16
Protection Degree	IP65
Voltage	400 - 690 V
Terminal	Screw
Box Quantity	8
Material	Aluminum



29160S

29116

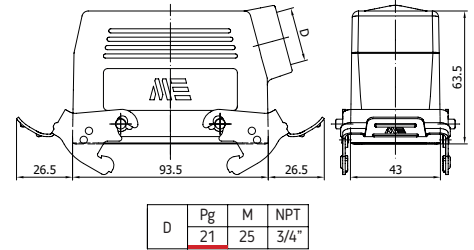


403424S

HOOD WITH FEMALE INSERT

Side Entry / With Latch & Seal

Number of Contacts	4P+2P+E
Ampere	80/16
Protection Degree	IP65
Voltage	400 - 690 V
Terminal	Screw
Box Quantity	10
Material	Aluminum



29050S

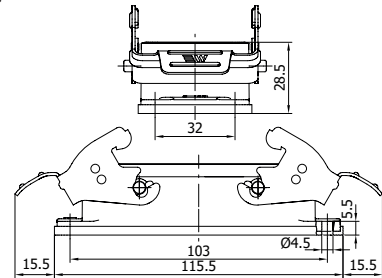
29116



403420S


HOUSING WITH FEMALE INSERT

Number of Contacts	4P+2P+E
Ampere	80/16
Protection Degree	IP65
Voltage	400 - 690 V
Terminal	Screw
Box Quantity	12
Material	Aluminum



29042S

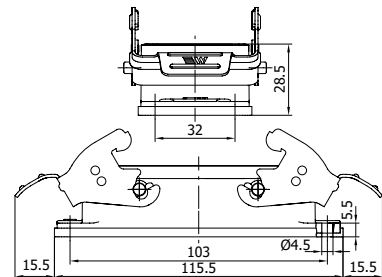
29116



403421S

HOUSING WITH MALE INSERT

Number of Contacts	4P+2P+E
Ampere	80/16
Protection Degree	IP65
Voltage	400 - 690 V
Terminal	Screw
Box Quantity	12
Material	Aluminum



29042S

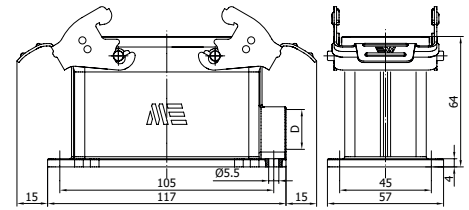
29117



403425S

HOUSING WITH FEMALE INSERT / SURFACE MOUNTING

Number of Contacts	4P+2P+E
Ampere	80/16
Protection Degree	IP65
Voltage	400 - 690 V
Terminal	Screw
Box Quantity	10
Material	Aluminum



D	Pg	M	NPT
	21	25	3/4"

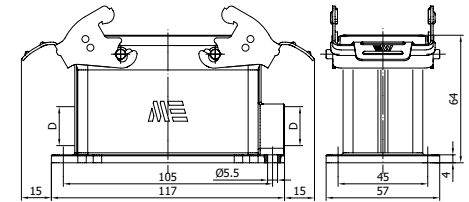


403427S

HOUSING WITH FEMALE INSERT / SURFACE MOUNTING

Double Entry

Number of Contacts	4P+2P+E
Ampere	80/16
Protection Degree	IP65
Voltage	400 - 690 V
Terminal	Screw
Box Quantity	10
Material	Aluminum



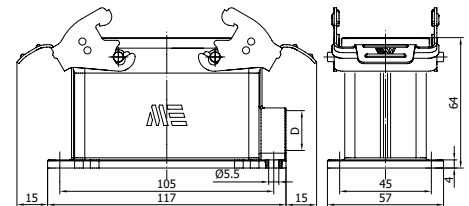
D	Pg	M	NPT
	21	25	3/4"



403426S

HOUSING WITH MALE INSERT / SURFACE MOUNTING

Number of Contacts	4P+2P+E
Ampere	80/16
Protection Degree	IP65
Voltage	400 - 690 V
Terminal	Screw
Box Quantity	10
Material	Aluminum



D	Pg	M	NPT
	21	25	3/4"

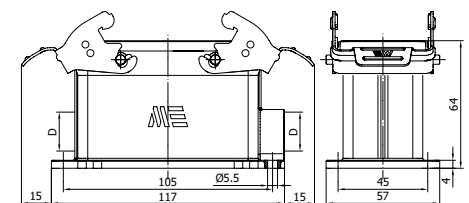


403428S

HOUSING WITH MALE INSERT / SURFACE MOUNTING

Double Entry

Number of Contacts	4P+2P+E
Ampere	80/16
Protection Degree	IP65
Voltage	400 - 690 V
Terminal	Screw
Box Quantity	10
Material	Aluminum



D	Pg	M	NPT
	21	25	3/4"



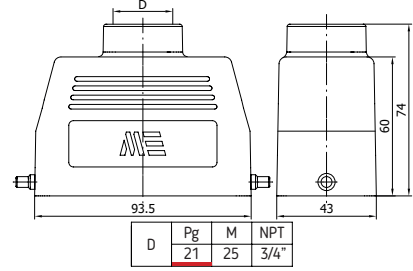
403600

HOOD WITH MALE INSERT

Top Entry / For Single Latch



Number of Contacts	4P+2P+E
Ampere	80/16
Protection Degree	IP65
Voltage	400 - 690 V
Terminal	Screw
Box Quantity	12
Material	Aluminum



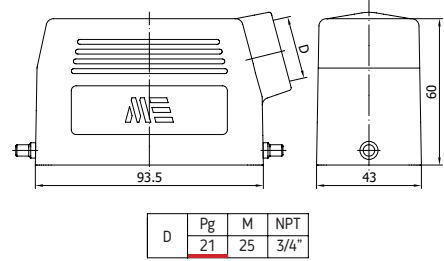
403601

HOOD WITH MALE INSERT

Side Entry / For Single Latch



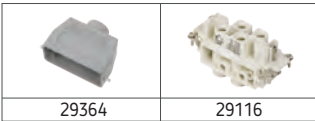
Number of Contacts	4P+2P+E
Ampere	80/16
Protection Degree	IP65
Voltage	400 - 690 V
Terminal	Screw
Box Quantity	12
Material	Aluminum



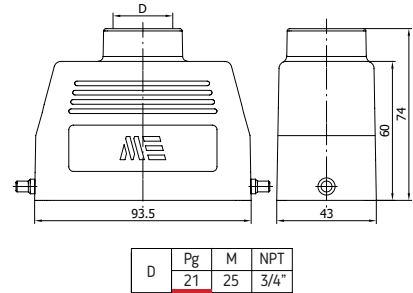
403602

HOOD WITH FEMALE INSERT

Top Entry / For Single Latch



Number of Contacts	4P+2P+E
Ampere	80/16
Protection Degree	IP65
Voltage	400 - 690 V
Terminal	Screw
Box Quantity	12
Material	Aluminum



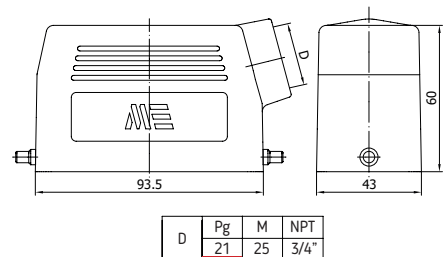
403603

HOOD WITH FEMALE INSERT

Top Entry / For Single Latch



Number of Contacts	4P+2P+E
Ampere	80/16
Protection Degree	IP65
Voltage	400 - 690 V
Terminal	Screw
Box Quantity	12
Material	Aluminum



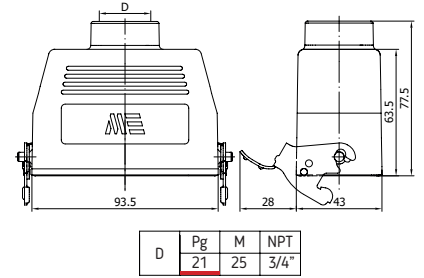


403604S

HOOD WITH FEMALE INSERT

Top Entry / With Single Latch & Seal

Number of Contacts	4P+2P+E
Ampere	80/16
Protection Degree	IP65
Voltage	400 - 690 V
Terminal	Screw
Box Quantity	8
Material	Aluminum


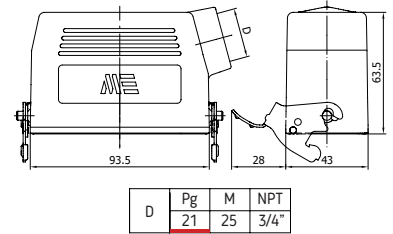


403605S

HOOD WITH FEMALE INSERT

Side Entry / With Single Latch & Seal

Number of Contacts	4P+2P+E
Ampere	80/16
Protection Degree	IP65
Voltage	400 - 690 V
Terminal	Screw
Box Quantity	10
Material	Aluminum

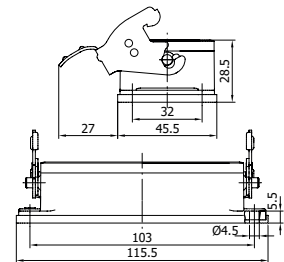


403606S

HOUSING WITH FEMALE INSERT

Single Latch

Number of Contacts	4P+2P+E
Ampere	80/16
Protection Degree	IP65
Voltage	400 - 690 V
Terminal	Screw
Box Quantity	12
Material	Aluminum

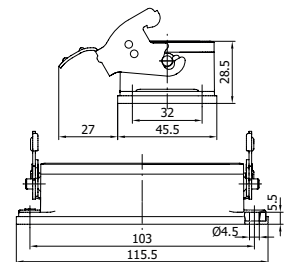


403607S

HOUSING WITH MALE INSERT

Single Latch

Number of Contacts	4P+2P+E
Ampere	80/16
Protection Degree	IP65
Voltage	400 - 690 V
Terminal	Screw
Box Quantity	12
Material	Aluminum



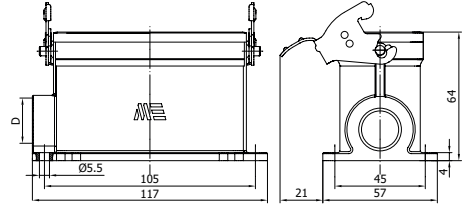


403608S

HOUSING WITH FEMALE INSERT / SURFACE MOUNTING

Single Latch

Number of Contacts	4P+2P+E
Ampere	80/16
Protection Degree	IP65
Voltage	400 - 690 V
Terminal	Screw
Box Quantity	10
Material	Aluminum



D	Pg	M	NPT
	21	25	3/4"

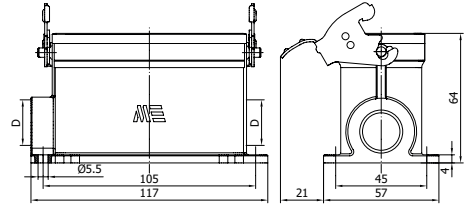


403610S

HOUSING WITH FEMALE INSERT / SURFACE MOUNTING

Double Entry / Single Latch

Number of Contacts	4P+2P+E
Ampere	80/16
Protection Degree	IP65
Voltage	400 - 690 V
Terminal	Screw
Box Quantity	10
Material	Aluminum



D	Pg	M	NPT
	21	25	3/4"

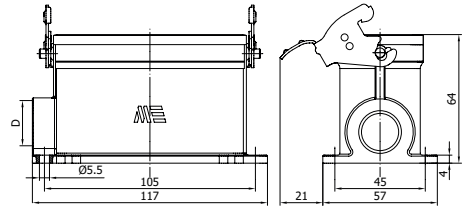


403609S

HOUSING WITH MALE INSERT / SURFACE MOUNTING

Single Latch

Number of Contacts	4P+2P+E
Ampere	80/16
Protection Degree	IP65
Voltage	400 - 690 V
Terminal	Screw
Box Quantity	10
Material	Aluminum



D	Pg	M	NPT
	21	25	3/4"

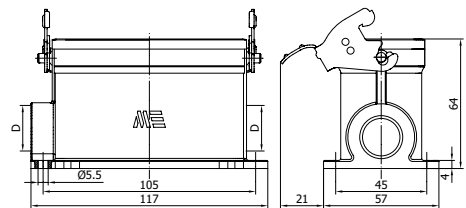


403611S

HOUSING WITH MALE INSERT

Double Entry / Single Latch

Number of Contacts	4P+2P+E
Ampere	80/16
Protection Degree	IP65
Voltage	400 - 690 V
Terminal	Screw
Box Quantity	10
Material	Aluminum



D	Pg	M	NPT
	21	25	3/4"

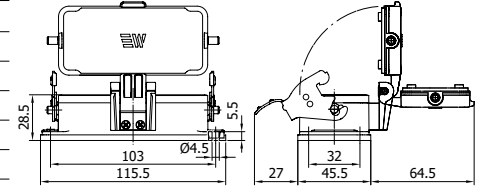


403760S

HOUSING WITH FEMALE INSERT

Single Latch With Cover

Number of Contacts	4P+2P+E
Ampere	80/16
Protection Degree	IP65
Voltage	400 - 690 V
Terminal	Screw
Box Quantity	12
Material	Aluminum

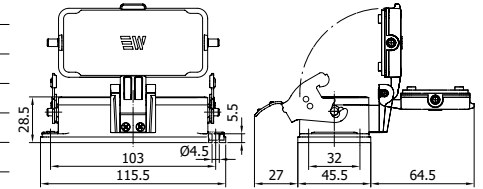


403761S

HOUSING WITH MALE INSERT

Single Latch With Cover

Number of Contacts	4P+2P+E
Ampere	80/16
Protection Degree	IP65
Voltage	400 - 690 V
Terminal	Screw
Box Quantity	12
Material	Aluminum

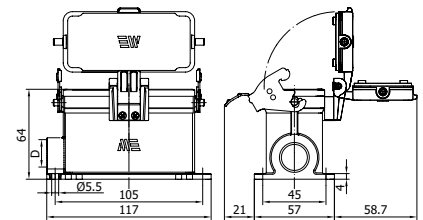


403762S

HOUSING WITH FEMALE INSERT / SURFACE MOUNTING

Single Latch With Cover

Number of Contacts	4P+2P+E
Ampere	80/16
Protection Degree	IP65
Voltage	400 - 690 V
Terminal	Screw
Box Quantity	8
Material	Aluminum



D	Pg	M	NPT
	21	25	3/4"

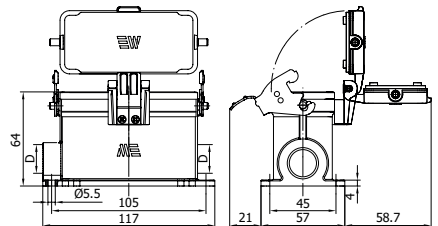


403764S

HOUSING WITH FEMALE INSERT / SURFACE MOUNTING

Double Entry / Single Latch With Cover

Number of Contacts	4P+2P+E
Ampere	80/16
Protection Degree	IP65
Voltage	400 - 690 V
Terminal	Screw
Box Quantity	8
Material	Aluminum



D	Pg	M	NPT
	21	25	3/4"

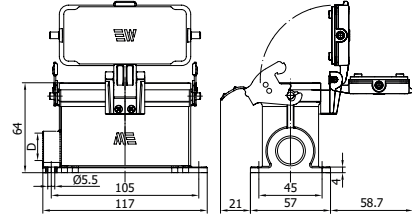


403763S

HOUSING WITH MALE INSERT

Single Latch With Cover

Number of Contacts	4P+2P+E
Ampere	80/16
Protection Degree	IP65
Voltage	400 - 690 V
Terminal	Screw
Box Quantity	8
Material	Aluminum



D	Pg	M	NPT
	21	25	3/4"

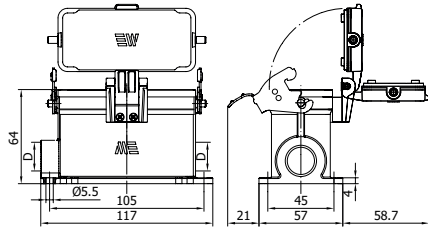


403765S

HOUSING WITH MALE INSERT

Double Entry / Single Latch With Cover

Number of Contacts	4P+2P+E
Ampere	80/16
Protection Degree	IP65
Voltage	400 - 690 V
Terminal	Screw
Box Quantity	8
Material	Aluminum



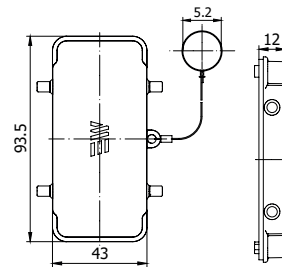
D	Pg	M	NPT
	21	25	3/4"

29651

COVER FOR HOUSING



Number of Contacts	4P+2P+E
Box Quantity	50
Material	Plastic



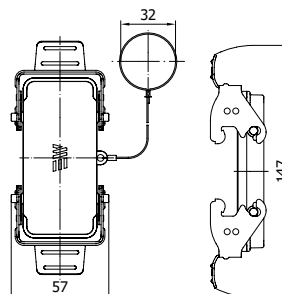
29654S

COVER FOR HOOD


With Latch & Seal



Number of Contacts	4P+2P+E
Box Quantity	20
Material	Plastic



CONCRETE
SOFTEN





29940

- Crimping Tool With Locator
- 0,14 to 4,0 mm



29941

- Removal Tool
- For 16A Crimp Contacts



20066

- Plastic Latch
- For 3-4-5x10A Products



29602

- Plastic Latch
- For 6x16A Products



29600

- Plastic Latch
- For 10-16-24x16A and 6x35A / 4x80A / 4P+2Px80A Products



29601

- Plastic Latch
- For 32-48x16A / 12x35A Products



29605

- Metal Latch
- For 3-4-5x10A Products



29606

- Metal Latch
- For 6x16A Products




29607

- Metal Latch
- For 10-16-24x16A and 6x35A / 4x80 / 4P+2Px80A Products



29608

- Metal Latch
- For 32-48x16A / 12x35A Products



29950

- Brass
- PG 16 Cable Gland Set



29952

- Brass
- PG 21 Cable Gland Set



29953

- Brass
- PG 21 Cable Gland Set
- With Housing



29954

- Brass
- PG 29 Cable Gland Set
- Clamped Fitting