





## Busbar Support Block



| Type | Cat. No. | Dimensions | Material | Qty. |
|------|----------|------------|----------|------|
| BM   | 528 110  | 15 x 2     | PA 6,6   | 50   |
|      |          | 15 x 3     |          |      |
|      |          | 12 x 2     |          |      |
|      |          | 10 x 3     |          |      |
|      |          | 6 x 6      |          |      |

## Clamping Yokes and Accessories

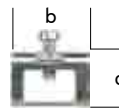


The clamping yokes can be slid onto the 10 x 3 busbar up to 50 mm<sup>2</sup> and the entire wiring matched to the installation.

**BK 4**  
525 361

**BK 10**  
525 362

**BK 35**  
525 363



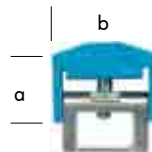
| Electrical Ratings            |  |  |                                      | Ordering Data |          |      |       |          |      |
|-------------------------------|--|--|--------------------------------------|---------------|----------|------|-------|----------|------|
| Cross-Section                 | 4 mm <sup>2</sup>                      | 10 mm <sup>2</sup>                     | 35 mm <sup>2</sup>                   | Type          | Cat. No. | Qty. | Type  | Cat. No. | Qty. |
| Insulation Stripping Length   | 16 mm                                  | 19 mm                                  | 19 mm                                | BK 4          | 525 361  | 200  | BK 10 | 525 362  | 100  |
| Fixing Screw                  | M 3                                    | M 4                                    | M 6                                  |               |          |      |       |          |      |
| Busbar Dimensions             | 10 x 3                                 | 10 x 3                                 | 10 x 3                               |               |          |      |       |          |      |
| Torque                        | 0,5 Nm                                 | 1,2 Nm                                 | 2,8 Nm                               |               |          |      |       |          |      |
| Connection Data               |  |  |                                      |               |          |      |       |          |      |
| Solid Strand                  | 0,5 ... 6 mm <sup>2</sup>              | 1,5 ... 10 mm <sup>2</sup>             | 16 ... 50 mm <sup>2</sup>            |               |          |      |       |          |      |
| Fine Strand,<br>AWG Conductor | 0,5 ... 4 mm <sup>2</sup><br>20 ... 10 | 2,5 ... 10 mm <sup>2</sup><br>14 ... 6 | 16 ... 35 mm <sup>2</sup><br>4 ... 1 |               |          |      |       |          |      |
| Dimensions                    |  |  |                                      |               |          |      |       |          |      |
| a                             | 11,3                                   | 17,2                                   | 23,3                                 |               |          |      |       |          |      |
| b                             | 15,6                                   | 15,6                                   | 18,2                                 |               |          |      |       |          |      |
| c                             | 5,5                                    | 8,7                                    | 14,4                                 |               |          |      |       |          |      |

IBK type clamping yokes are designed with blue insulation caps in order to indicate connection to the N-Lead. They can be used with DB 5 marking tag.

**IBK 4**  
525 371

**IBK 10**  
525 372

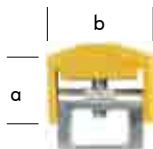
**IBK 35**  
525 373



| Electrical Ratings            |  |  |                                      | Ordering Data |          |        |         |          |      |
|-------------------------------|--|--|--------------------------------------|---------------|----------|--------|---------|----------|------|
| Cross-Section                 | 4 mm <sup>2</sup>                      | 10 mm <sup>2</sup>                     | 35 mm <sup>2</sup>                   | Type          | Cat. No. | Qty.   | Type    | Cat. No. | Qty. |
| Insulation Stripping Length   | 16 mm                                  | 19 mm                                  | 19 mm                                | IBK 4         | 525 371  | 100    | IBK 10  | 525 372  | 100  |
| Fixing Screw                  | M 3                                    | M 4                                    | M 6                                  |               |          |        |         |          |      |
| Busbar Dimensions             | 10 x 3                                 | 10 x 3                                 | 10 x 3                               |               |          |        |         |          |      |
| Isolation Cap                 | Blue                                   | Blue                                   | Blue                                 |               |          |        |         |          |      |
| Torque                        | 0,5 Nm                                 | 1,2 Nm                                 | 2,8 Nm                               |               |          |        |         |          |      |
| IBK 4                         | 525 371                                | 100                                    | IBK 10                               | 525 372       | 100      | IBK 35 | 525 373 | 50       |      |
| Connection Data               |  |  |                                      |               |          |        |         |          |      |
| Solid Strand                  | 0,5 ... 6 mm <sup>2</sup>              | 1,5 ... 10 mm <sup>2</sup>             | 16 ... 50 mm <sup>2</sup>            |               |          |        |         |          |      |
| Fine Strand,<br>AWG Conductor | 0,5 ... 4 mm <sup>2</sup><br>20 ... 10 | 2,5 ... 10 mm <sup>2</sup><br>14 ... 6 | 16 ... 35 mm <sup>2</sup><br>4 ... 1 |               |          |        |         |          |      |
| Dimensions                    |  |  |                                      |               |          |        |         |          |      |
| a                             | 14,1                                   | 19,9                                   | 8,8                                  |               |          |        |         |          |      |
| b                             | 18,8                                   | 18,8                                   | 31,7                                 |               |          |        |         |          |      |
| c                             | 6,4                                    | 8,5                                    | 14,1                                 |               |          |        |         |          |      |

IBK type clamping yokes are designed with yellow - green insulation caps to emphasise the protection function. They can be used with DB 5 marking tag.

**IBK 4**  
525 381



**IBK 10**  
525 382



**IBK 35**  
525 383



| <b>Electrical Ratings</b>   |                           |          |      |                            |          |      |                           |          |      |
|-----------------------------|---------------------------|----------|------|----------------------------|----------|------|---------------------------|----------|------|
| Cross-Sec.                  | 4 mm <sup>2</sup>         |          |      | 10 mm <sup>2</sup>         |          |      | 35 mm <sup>2</sup>        |          |      |
| Insulation Stripping Length | 16 mm                     |          |      | 19 mm                      |          |      | 19 mm                     |          |      |
| Fixing Screw                | M 3                       |          |      | M 4                        |          |      | M 6                       |          |      |
| Busbar Dimensions           | 10 x 3                    |          |      | 10 x 3                     |          |      | 10 x 3                    |          |      |
| Isolation cap               | Yellow - Green            |          |      | Yellow - Green             |          |      | Yellow - Green            |          |      |
| Torque                      | 0,5 Nm                    |          |      | 1,2 Nm                     |          |      | 2,8 Nm                    |          |      |
| <b>Ordering Data</b>        |                           |          |      |                            |          |      |                           |          |      |
|                             | Type                      | Cat. No. | Qty. | Type                       | Cat. No. | Qty. | Type                      | Cat. No. | Qty. |
|                             | IBK 4                     | 525 381  | 100  | IBK 10                     | 525 382  | 100  | IBK 35                    | 525 383  | 50   |
| <b>Connection Data</b>      |                           |          |      |                            |          |      |                           |          |      |
| Solid Strand                | 0,5 ... 6 mm <sup>2</sup> |          |      | 1,5 ... 10 mm <sup>2</sup> |          |      | 16 ... 50 mm <sup>2</sup> |          |      |
| Fine Strand,                | 0,5 ... 4 mm <sup>2</sup> |          |      | 2,5 ... 10 mm <sup>2</sup> |          |      | 16 ... 35 mm <sup>2</sup> |          |      |
| AWG Conductor               | 20 ... 10                 |          |      | 14 ... 6                   |          |      | 4 ... 1                   |          |      |
| <b>Dimensions</b>           |                           |          |      |                            |          |      |                           |          |      |
|                             | a                         | 14,1     |      | 19,9                       |          | 8,8  |                           |          |      |
|                             | b                         | 18,8     |      | 18,8                       |          | 31,7 |                           |          |      |
|                             | c                         | 6,4      |      | 8,5                        |          | 14,1 |                           |          |      |