
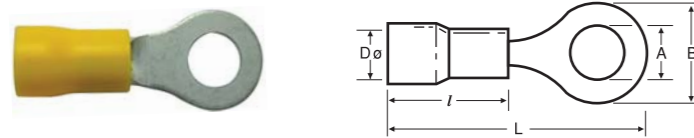


Kablo Pabuçları / Insulated Terminals

İzoleli Tip Kablo Pabuçları E-Cu malzeme üzeri kalay kaplı olup, izolasyon kısımları PVC malzemeden üretilmiştir.

Insulated Terminals are made of E-Cu with tin - plating. Insulation parts are made of PVC.

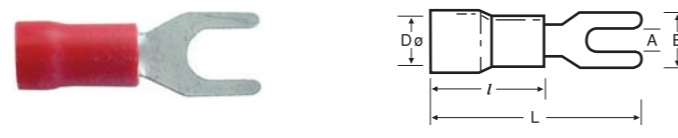
Kablo Pabuçları - İzoleli / Yuvarlak Uçlu
Insulated Terminals / Ringtype

Sip. No. Cat.No.	Tip/Type	Kesit Cross-sec. (mm ²)	A	B	Dø	L	I	Amb. Paket Package
590010	KYK - 301	0.5 - 1.5	3.2	5.5	4.1	16.7	10	150
590011	KYK - 351	0.5 - 1.5	3.7	5.5	4.1	19.6	10	150
590012	KYK - 401	0.5 - 1.5	4.3	6.6	4.1	19.6	10	150
590013	KYK - 501	0.5 - 1.5	5.3	8	4.1	21	10	125
590014	KYK - 601	0.5 - 1.5	6.5	11.6	4.1	26.8	10	100
590015	KYK - 801	0.5 - 1.5	8.4	11.6	4.1	26.8	10	100
590020	KYK - 302	1.5 - 2.5	3.2	6.4	4.5	17.5	10	125
590021	KYK - 402	1.5 - 2.5	4.3	8.5	4.5	22	10	125
590022	KYK - 502	1.5 - 2.5	5.3	8.5	4.5	22	10	100
590023	KYK - 602	1.5 - 2.5	6.5	12	4.5	27	10	100
590024	KYK - 802	1.5 - 2.5	8.4	12	4.5	27	10	100
590025	KYK-1002	1.5 - 2.5	10.5	13.6	4.5	30.7	10	75
590030	KYK - 406	4.0 - 6.0	4.3	9.5	6.5	25.5	12.5	100
590031	KYK - 506	4.0 - 6.0	5.3	9.5	6.5	27	12.5	100
590032	KYK - 606	4.0 - 6.0	6.5	12	6.5	29	12.5	75
590033	KYK - 806	4.0 - 6.0	8.4	15	6.5	33.7	12.5	50
590034	KYK-1006	4.0 - 6.0	10.5	15	6.5	33.7	12.5	50
590035	KYK-1206	4.0 - 6.0	13	19.2	6.5	38.1	12.5	50

Dø: İç çap yalıtım ölçüsüdür. / Do is the inner-diameter for the isolation part.

Kablo Pabuçları - İzoleli / İğne Uçlu
Insulated Terminals / Pinconnectors

Sip. No. Cat.No.	Tip/Type	Kesit Cross-sec. (mm ²)	A	B	Dø	L	I	Amb. Paket Package
592010	KIK 1/1.5	0.5 - 1.5	12.0	1.9	4	21.5	9.5	200
592020	KIK 1/2.5	1.5 - 2.5	12.0	1.9	4.5	22	10	200
592030	KIK 6	4.0 - 6.0	14.5	2.7	6.8	27	13	100

Kablo Pabuçları - İzoleli / Çatal Uçlu
Insulated Terminals / Forktype

Sip. No. Cat.No.	Tip/Type	Kesit Cross-sec. (mm ²)	A	B	Dø	L	I	Amb. Paket Package
591010	KÇK - 301	0.5 - 1.5	3.2	5.8	4.1	21	10	150
591011	KÇK - 351	0.5 - 1.5	3.7	6.4	4.1	20.6	10	150
591012	KÇK - 401	0.5 - 1.5	3.7	7.2	4.1	20.6	10	150
591013	KÇK - 501	0.5 - 1.5	5.3	8	4.1	21	10	125
591014	KÇK - 601	0.5 - 1.5	6.5	12	4.1	27.2	10	100
591021	KÇK - 352	1.5 - 2.5	3.7	5.7	4.5	21	10	100
591022	KÇK - 402	1.5 - 2.5	4.3	7.2	4.5	21	10	100
591023	KÇK - 502	1.5 - 2.5	5.3	8.1	4.5	22	10	100
591024	KÇK - 602	1.5 - 2.5	6.5	12	4.5	27.2	10	100
591030	KÇK - 406	4.0 - 6.0	4.3	8.5	6.5	25.2	12.5	100
591031	KÇK - 506	4.0 - 6.0	5.3	9.5	6.5	25.2	12.5	75
591032	KÇK - 606	4.0 - 6.0	6.4	12	6.8	31.2	12.5	50

Dø: İç çap yalıtım ölçüsüdür. / Do is the inner-diameter for the isolation part.

Faston Kablo Pabuçları - İzoleli / Dişi
Insulated Terminals / Female Disconnect

Sip. No. Cat.No.	Tip/Type	Kesit Cross-sec. (mm ²)	A	Dø	L	I	Amb. Paket Package
593010	KFD - 1288	0.5 - 1.5	2.8x0.8	4	18.5	10	200
593011	KFD - 1488	0.5 - 1.5	4.8x0.8	4	9	10	200
593012	KFD - 1638	0.5 - 1.5	6.4x0.8	4	21	10	100
593020	KFD - 2488	1.5 - 2.5	4.8x0.8	4.5	18.7	9.5	200
593021	KFD - 2638	1.5 - 2.5	6.3x0.8	4.5	20.3	9.5	100
593030	KFD - 5638	4.0 - 6.0	6.4x0.8	5.5	23.5	12.5	100

Dø: İç çap yalıtım ölçüsüdür. / Do is the inner-diameter for the isolation part.

Kablo Pabuçları / Insulated Terminals

Faston Kablo Pabuçları - İzoleli / Erkek
Insulated Terminals / Male Disconnect

Sip. No. Cat.No.	Tip/Type	Kesit Cross-sec. (mm ²)	A	Dø	L	I	Amb. Paket Package
594010	KFE - 1288	0.5 - 1.5	2.8x0.8	4	19.2	10	200
594011	KFE - 1488	0.5 - 1.5	4.8x0.8	4	19.2	10	200
594012	KFE - 1638	0.5 - 1.5	6.4x0.8	4	21.2	10	100
594020	KFE - 2488	1.5 - 2.5	4.8x0.8	4.5	18.5	10	200
594021	KFE - 2638	1.5 - 2.5	6.4x0.8	4.5	21.2	10	100
594030	KFE - 5638	4.0 - 6.0	6.3x0.8	6.8	23.8	10	100

Dø: İç çap yalıtım ölçüsüdür. / Do is the inner-diameter for the isolation part.

Faston Kablo Pabuçları - Tam İzoleli / Dişi
Fully Insulated Terminals / Female Disconnect

Sip. No. Cat.No.	Tip/Type	Kesit Cross-sec. (mm ²)	A	Dø	L	I	Amb. Paket Package
595010	İKFD - 1288	0.5 - 1.5	2.8x0.8	4	20	10.0	100
595011	İKFD - 1488	0.5 - 1.5	4.8x0.8	4	20	10.0	100
595012	İKFD - 1638	0.5 - 1.5	6.3x0.8	4	22	10.5	100
595020	İKFD - 2488	1.5 - 2.5	4.8x0.8	4.5	20	10.0	100
595021	İKFD - 2638	1.5 - 2.5	6.3x0.8	4.5	22	10.5	100
595030	İKFD - 5638	4.0 - 6.0	6.3x0.8	5.5	23	13.7	75

Dø: İç çap yalıtım ölçüsüdür. / Do is the inner-diameter for the isolation part.

Faston Kablo Pabuçları
İzoleli / Erkek Geri Dönüşlü
Insulated Terminals / Piggy Back

Sip. No. Cat.No.	Tip/Type	Kesit Cross-sec. (mm ²)	A	Dø	L	I	Amb. Paket Package
596010	KPB - 1638	0.5 - 1.5	6.4x0.8	4.5	20.3	9.5	100
596020	KPB - 2638	4.0 - 6.0	6.4x0.8	5.5	20.3	9.5	100
596030	KPB - 5638	4.0 - 6.0	6.4x0.8	5.5	23.3	12.5	75

Dø: İç çap yalıtım ölçüsüdür. / Do is the inner-diameter for the isolation part.

Ek Muflar - İzoleli
Insulated Terminals / Butt Connectors

Sip. No. Cat.No.	Tip/Type	Kesit Cross-sec. (mm ²)	Dø	L	I	Amb. Paket Package
597010	KME - 251	0.5 - 1.5	4.1	26	15.0	150
597020	KME - 252	1.5 - 2.5	4.6	26	15.0	100
597030	KME - 256	4.0 - 6.0	6.4	26	15.0	75

Dø: İç çap yalıtım ölçüsüdür. / Do is the inner-diameter for the isolation part.

Yuvarlak Erkek Fişler - İzoleli
Insulated Terminals / Male Bullet

Sip. No. Cat.No.	Tip/Type	Kesit Cross-sec. (mm ²)	A	Dø	L	I	Amb. Paket Package
598010	KMT - 1040	0.5 - 1.5	ø4	4	20.3	9.5	100
598020	KMT - 2050	1.5 - 2.5	ø5	4.5	20.3	9.5	75
598030	KMT - 5050	4.0 - 6.0	ø5	5.5	23.3	12.5	75

Dø: İç çap yalıtım ölçüsüdür. / Do is the inner-diameter for the isolation part.

Yuvarlak Dişi Fişler / İzoleli
Insulated Terminals / Female Bullet

Sip. No. Cat.No.	Tip/Type	Kesit Cross-sec. (mm ²)	A	Dø	L	I	Amb. Paket Package
599010	KFT - 1040	0.5 - 1.5	ø4	4	23	10.5	100
599020	KFT - 2050	1.5 - 2.5	ø5	4.5	23	11.5	75
599030	KFT - 5050	4.0 - 6.0	ø5	5.5	23	13.8	50