

## Dimensions

Figure-1

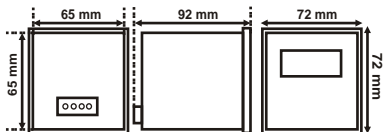


Figure-2

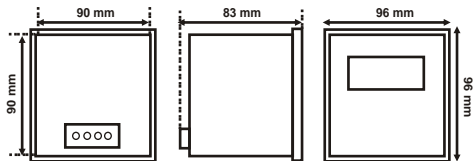
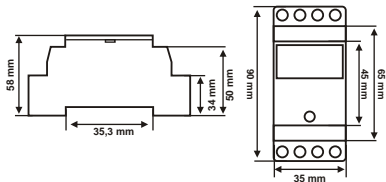


Figure-3



**KARACA**

**KRK**

9601

## ELECTRONIC PANEL VOLTMETERS



True RMS

*KDV 72*    *KDV 72-3F*  
*KDV 96*    *KDV 96-3F*  
*KDV-35*    *KDV 35-3F*



## User Guide

## General Specifications

### KDV 72 / KDV 96 / KDV-35 :

Measures very accurately, the voltage value of the any line (AC+DC) in true RMS. Any line can be measured between 0...500V

### KDV 72-3F / KDV 96-3F/ KDV-3F-35 :

Measures very accurately, the voltage true RMS value of the line. The values measured shown every 3 seconds in a cycle. If user would like to observe any of the lines value, the only thing is to select the desired value, it will show selected value for 60 seconds continuously, then begins to cycling again.

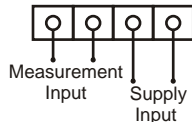
### Technical Specifications:

Code	Display	Measurement Ran.	Dim.	Weight (kg)
KDV 72	3 Digit, Red, 14mm	0...500V	Figure-1	0,23
KDV 96	3 Digit, Red, 14mm	0...500V	Figure-2	0,28
KDV 72-3F	3 Digit, Red, 14mm	L1: 180V...260V L2: 5...300V L3: 5...300V	Figure-1	0,23
KDV 96-3F	3 Digit, Red, 14mm	L1: 180V...260V L2: 5...300V L3: 5...300V	Figure-2	0,28
KDV 35	3 Digit, Red, 10mm	0...500V	Figure-3	0,19
KDV3F-35	3 Digit, Red, 10mm	L1: 180V...260V L2: 5...300V L3: 5...300V	Figure-3	0,19

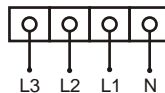
**Accuracy** :  $\pm (\%1+1)$   
**Class** : 1  
**Supply Voltage** : 220 Vac  $\pm\%20$ , 50 / 60 Hz  
**Power Consumption** : < 3 VA  
**Ambient Temperature**: -5°C...+ 55°C

## Connection Schemes

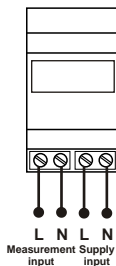
### KDV 72 / KDV 96 :



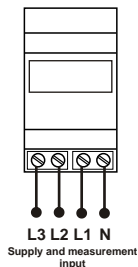
### KDV 72-3F / KDV 96-3F



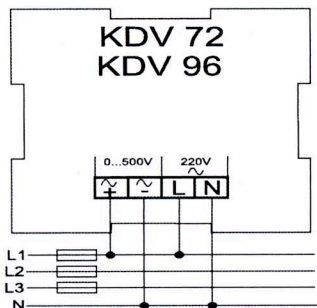
### KDV 35



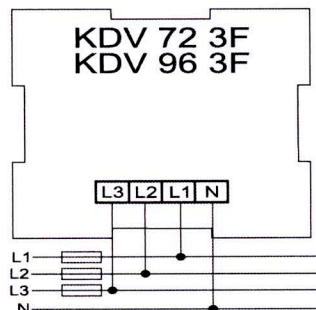
### KDV3F 35



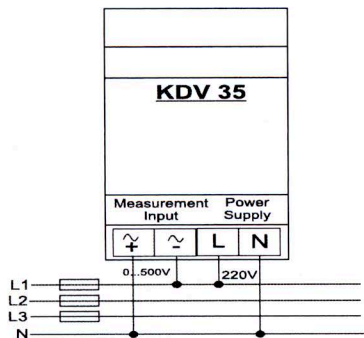
## Connection Schemes



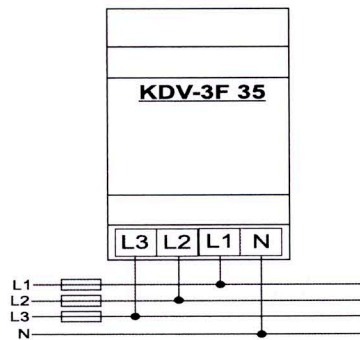
L , N 220 / 230V 50/60 Hz  
Volt Measure : 0...500V AC / DC



L1 , N 220 / 230V 50/60 Hz  
Volt Measure : 0...500VAC/DC



L , N 220 / 230V 50/60 Hz  
Volt Measure : 0...500V AC / DC



L , N 220 / 230V 50/60 Hz  
Volt Measure : 0...500V AC / DC